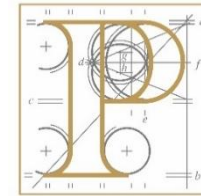


An  
Coimisiún  
Pleanála

Q4 – 2025

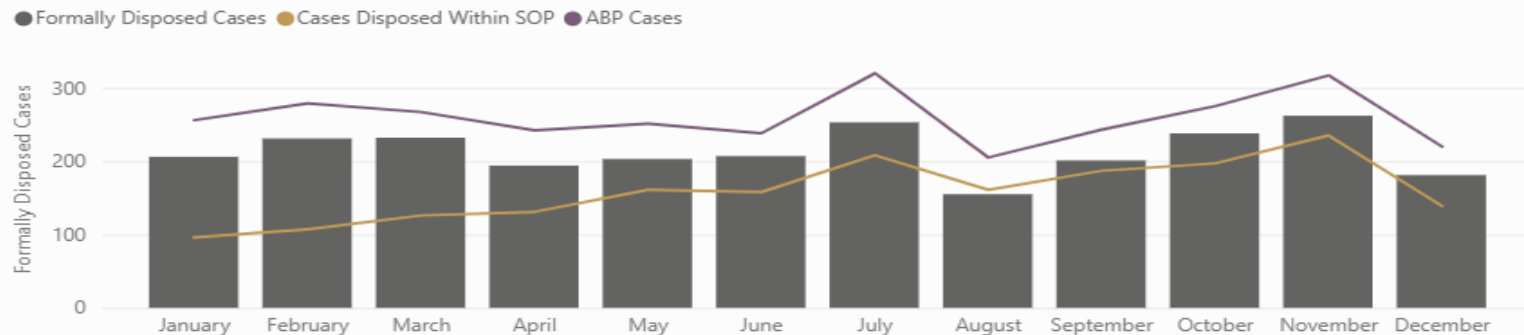
Case Work Overview

# 2025 - All Case Types - Disposed of



An  
Coimisiún  
Pleanála

## Cases Disposed - All Case Types - All Decision Types

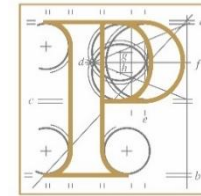


## Cases Disposed - All Case Types - All Decision Types

Year	2025				
Month	All	Within SOP	% Within SOP	Formally Disposed Cases	Average Weeks to Dispose
December	220	139	63.18%	181	27.89
November	317	235	74.13%	262	26.08
October	275	197	71.64%	238	23.00
September	243	187	76.95%	201	23.20
August	205	161	78.54%	155	19.52
July	320	208	65.00%	253	26.53
June	238	158	66.39%	207	26.27
May	251	161	64.14%	203	25.42
April	242	131	54.13%	194	28.17
March	267	126	47.19%	232	30.04
February	279	107	38.35%	231	32.01
January	256	96	37.50%	206	34.30
<b>Total</b>	<b>3113</b>	<b>1906</b>	<b>61.23%</b>	<b>2563</b>	<b>27.00</b>

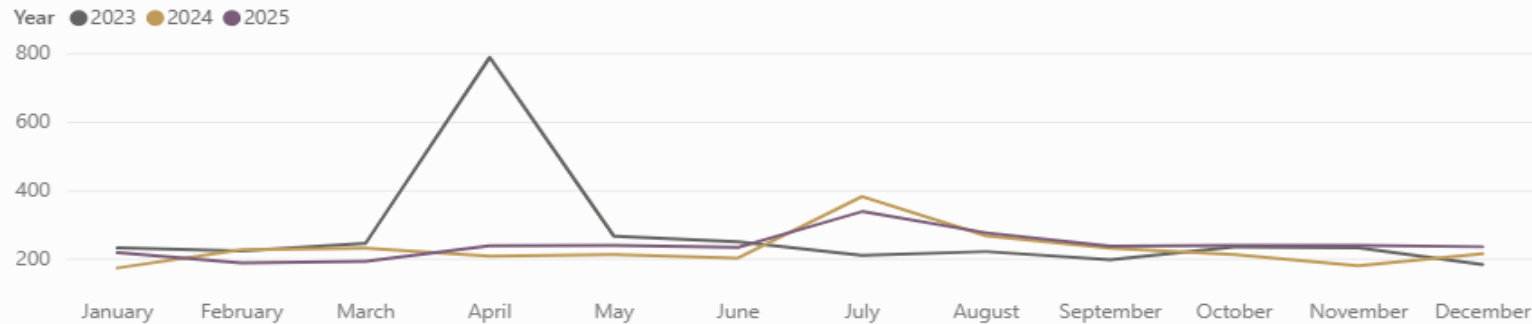
# 2025 - All Case Types – Received 2860

On hands: 1317 \* (\*Total below doesn't include pre apps cases)



An  
Coimisiún  
Pleanála

## Cases Received - All Case Types



## Cases Received - All Case Types

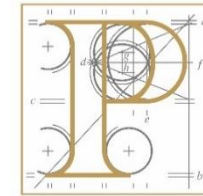
Month	2023	2024	2025
January	231	172	217
February	222	225	187
March	244	230	191
April	788	207	237
May	265	211	238
June	249	201	232
July	209	381	337
August	220	266	275
September	196	230	236
October	233	211	238
November	231	179	238
December	182	214	234
<b>Total</b>	<b>3270</b>	<b>2727</b>	<b>2860</b>

## All Cases Total on Hands

Month	2023	2024	2025
January	200	1879	1415
February	400	1919	1329
March	609	1881	1257
April	1349	1846	1256
May	1550	1819	1246
June	1668	1690	1245
July	1756	1746	1269
August	1666	1812	1340
September	1634	1764	1336
October	1618	1583	1299
November	1712	1457	1224
December	1832	1447	241

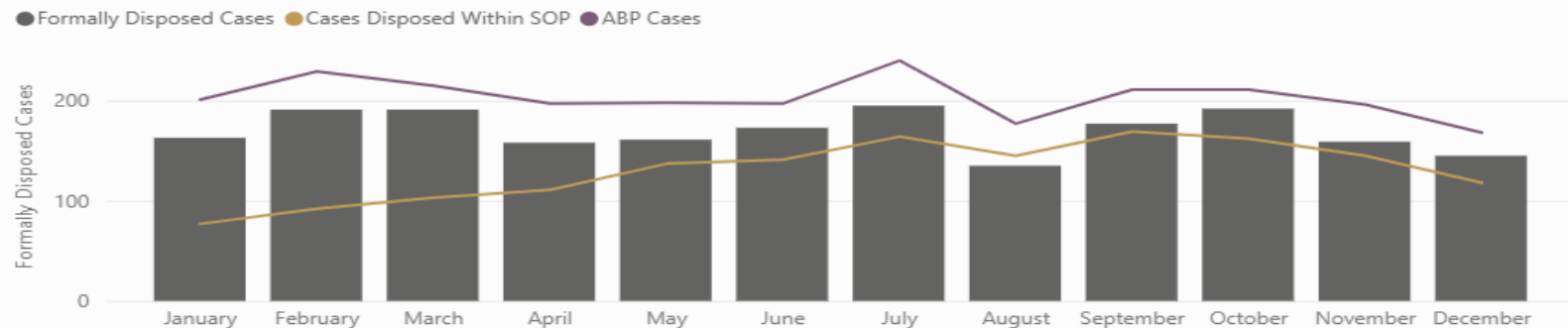
# Normal Planning Appeals (NPA) –

## Cases Disposed of 2025



An  
Coimisiún  
Pleanála

### Cases Disposed - Normal Planning Appeals - All Decision Types

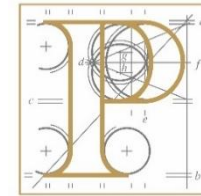


### Cases Disposed - Normal Planning Appeals - All Decision ...

Year	2025					
	Month	All	Within SOP	% Within SOP	Formally Disposed Cases	Average Weeks to Dispose
December		168	118	70.24%	145	24.96
November		196	145	73.98%	159	26.59
October		211	162	76.78%	192	23.26
September		211	169	80.09%	177	20.59
August		177	145	81.92%	135	17.75
July		240	164	68.33%	195	24.00
June		197	141	71.57%	173	23.27
May		198	137	69.19%	161	22.95
April		197	111	56.35%	158	24.56
March		215	103	47.91%	191	27.85
February		229	92	40.17%	191	29.62
January		201	77	38.31%	163	31.77
<b>Total</b>		<b>2440</b>	<b>1564</b>	<b>64.10%</b>	<b>2040</b>	<b>24.87</b>

# Normal Planning Appeals – Cases Received 2025

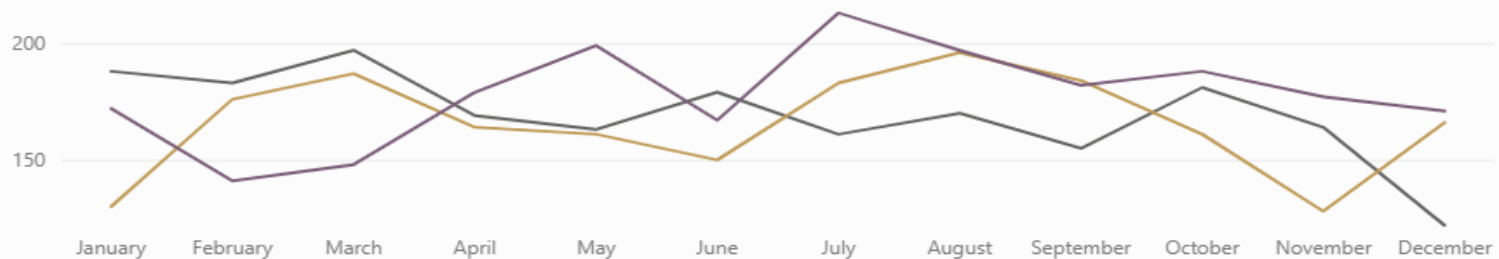
:



An  
Coimisiún  
Pleanála

## Cases Received - Normal Planning Appeals

Year ● 2023 ● 2024 ● 2025



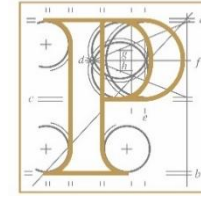
## Cases Received - Normal Planning...

Month	2023	2024	2025
January	188	130	172
February	183	176	141
March	197	187	148
April	169	164	179
May	163	161	199
June	179	150	167
July	161	183	213
August	170	196	197
September	155	184	182
October	181	161	188
November	164	128	177
December	122	166	171
<b>Total</b>	<b>2032</b>	<b>1986</b>	<b>2134</b>

## Normal Planning Appeals Total on Hands

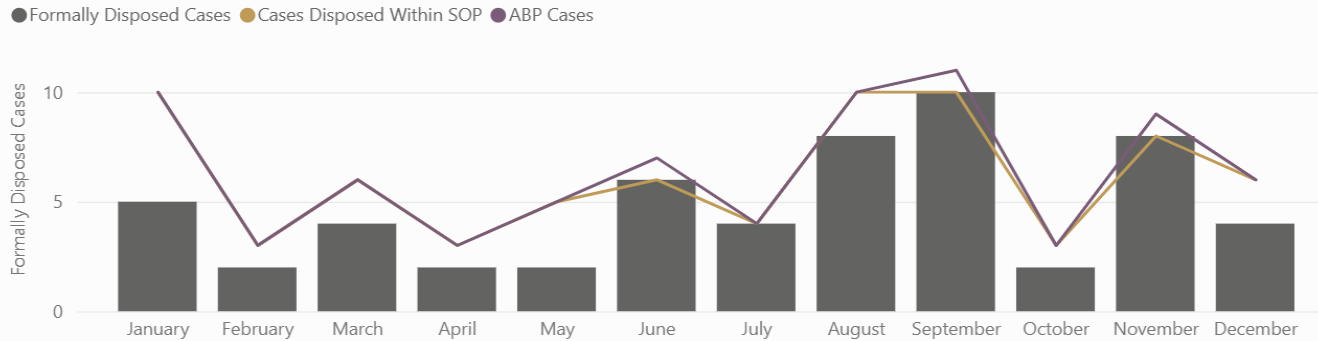
Month	2023	2024	2025
January	163	1476	1067
February	329	1511	980
March	500	1479	913
April	641	1452	896
May	772	1441	897
June	882	1306	867
July	967	1249	841
August	1073	1295	861
September	1150	1290	832
October	1264	1214	809
November	1346	1113	793
December	1424	1093	796

# Large Scale Residential Developments (LRDs) Cases disposed of 2025



An  
Coimisiún  
Pleanála

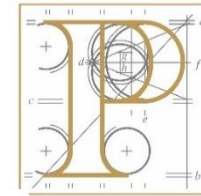
## Cases Disposed - Large Scale Residential Development Appeals



## Cases Disposed - Large Scale Residential Development Appeals

Year	2025					
	Month	All	Within SOP	% Within SOP	Formally Disposed Cases	Average Weeks to Dispose
December		6	6	100.00%	4	11.55
November		9	8	88.89%	8	30.49
October		3	3	100.00%	2	10.14
September		11	10	90.91%	10	14.61
August		10	10	100.00%	8	12.94
July		4	4	100.00%	4	15.61
June		7	6	85.71%	6	14.73
May		5	5	100.00%	2	8.97
April		3	3	100.00%	2	10.71
March		6	6	100.00%	4	12.95
February		3	3	100.00%	2	5.38
January		10	10	100.00%	5	8.96
<b>Total</b>		<b>77</b>	<b>74</b>	<b>96.10%</b>	<b>57</b>	<b>14.16</b>

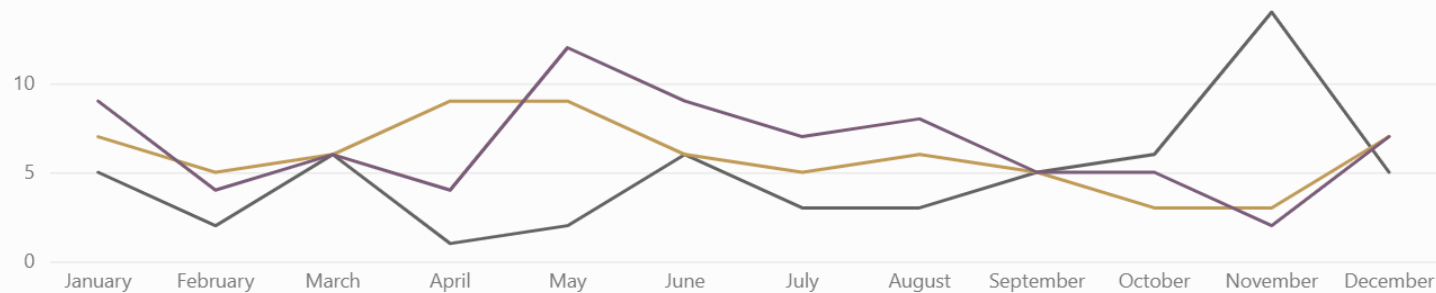
# Large Scale Residential Developments LRD Cases Received 2025



An  
Coimisiún  
Pleanála

## Cases Received - Large Scale Residential Development Appeals

Year ● 2023 ● 2024 ● 2025



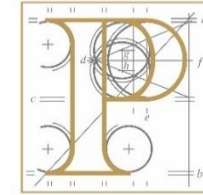
### Cases Received - Large Scale Residential Development Appeals

Month	2023	2024	2025
January	5	7	9
February	2	5	4
March	6	6	6
April	1	9	4
May	2	9	12
June	6	6	9
July	3	5	7
August	3	6	8
September	5	5	5
October	6	3	5
November	14	3	2
December	5	7	7
<b>Total</b>	<b>58</b>	<b>71</b>	<b>78</b>

### Large Scale Residential Development Appeals Total on Hands

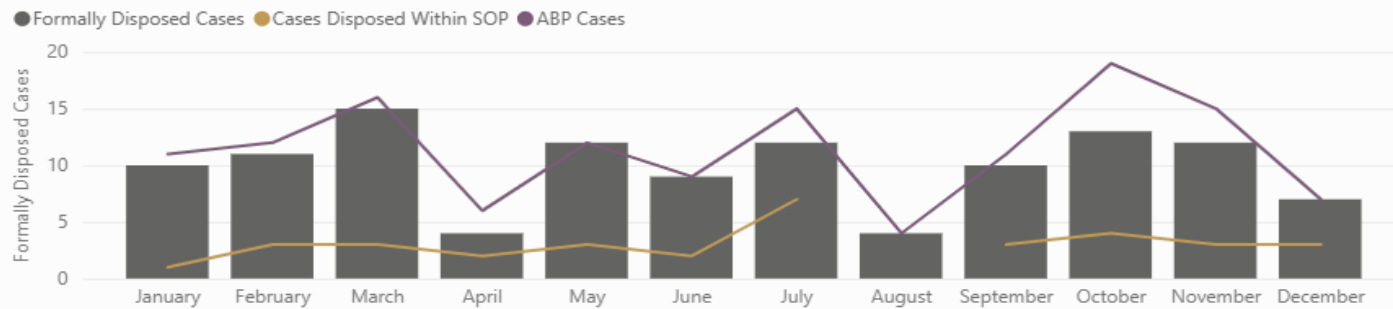
Month	2023	2024	2025
January	5	21	12
February	7	21	14
March	13	18	13
April	11	22	14
May	9	22	21
June	14	22	23
July	9	17	26
August	10	18	24
September	13	15	18
October	15	13	20
November	25	10	14
December	21	13	15

# 2025 SIDs – All Strategic Infrastructure Cases – Disposed of



An  
Coimisiún  
Pleanála

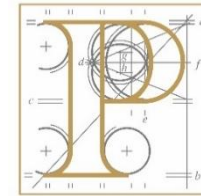
## Cases Disposed - Strategic Infrastructure Cases - All Case Types - All Decision Types



## Cases Disposed - Strategic Infrastructure Cases - All Case Types - All Decision Types

Year	2025				
	Month	All	Within SOP	% Within SOP	Average Weeks to Dispose
December		7	3	42.86%	60.31
November		15	3	20.00%	82.98
October		19	4	21.05%	31.25
September		11	3	27.27%	62.95
August		4			67.18
July		15	7	46.67%	31.90
June		9	2	22.22%	52.84
May		12	3	25.00%	43.01
April		6	2	33.33%	94.17
March		16	3	18.75%	49.58
February		12	3	25.00%	59.18
January		11	1	9.09%	46.14
<b>Total</b>		<b>137</b>	<b>34</b>	<b>24.82%</b>	<b>53.05</b>

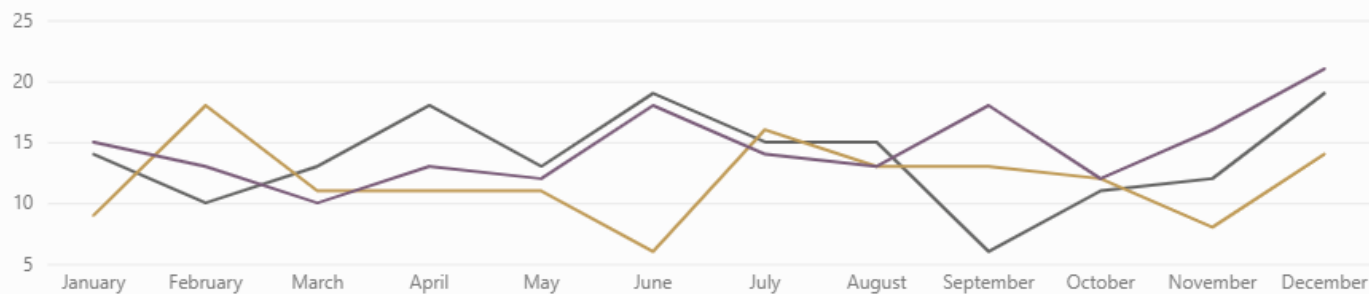
# SIDs – All Strategic Infrastructure Cases – Received 2025



An  
Coimisiún  
Pleanála

## Cases Received - Strategic Infrastructure Cases - All Case Types

Year ● 2023 ● 2024 ● 2025



## Cases Received - Strategic Infrastructure Cases - All Case Types

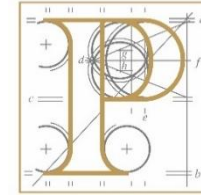
Month	2023	2024	2025
January	14	9	15
February	10	18	13
March	13	11	10
April	18	11	13
May	13	11	12
June	19	6	18
July	15	16	14
August	15	13	13
September	6	13	18
October	11	12	12
November	12	8	16
December	19	14	21
<b>Total</b>	<b>165</b>	<b>142</b>	<b>175</b>

## Strategic Infrastructure Cases - All Case Types Total on Hands

Month	2023	2024	2025
January	14	111	115
February	23	119	119
March	36	120	114
April	53	124	122
May	59	121	123
June	68	120	133
July	76	125	133
August	86	123	142
September	87	119	150
October	92	117	143
November	97	106	145
December	110	111	160

# Total on Hand with SOP details

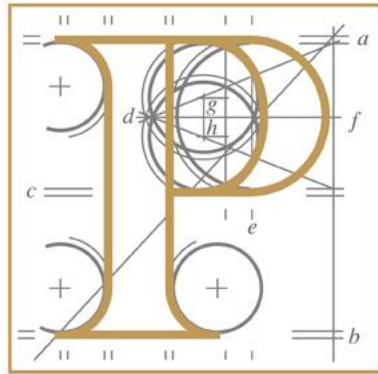
All to Date - 1317



An  
Coimisiún  
Pleanála

## Total On Hands with SOP Detail

Year	2024				2025			
	Month	Total on hands	Total on hands Within SOP	Total on hands After SOP	% on hands After SOP	Total on hands	Total on hands Within SOP	Total on hands After SOP
January	2404	760	1644	68.39%	1531	706	825	53.89%
February	2333	773	1560	66.87%	1440	681	759	52.71%
March	2241	799	1442	64.35%	1363	657	706	51.80%
April	2123	784	1339	63.07%	1358	686	672	49.48%
May	2053	765	1288	62.74%	1345	711	634	47.14%
June	1912	743	1169	61.14%	1340	737	603	45.00%
July	1942	833	1109	57.11%	1356	820	536	39.53%
August	1990	900	1090	54.77%	1426	889	537	37.66%
September	1912	871	1041	54.45%	1419	887	532	37.49%
October	1727	767	960	55.59%	1382	870	512	37.05%
November	1591	709	882	55.44%	1303	794	509	39.06%
December	1570	725	845	53.82%	1317	816	501	38.04%



An  
Coimisiún  
Pleanála

---

[www.pleanala.ie](http://www.pleanala.ie)

