

An
Coimisiún
Pleanála

Quarter 1 2026

Casework Overview

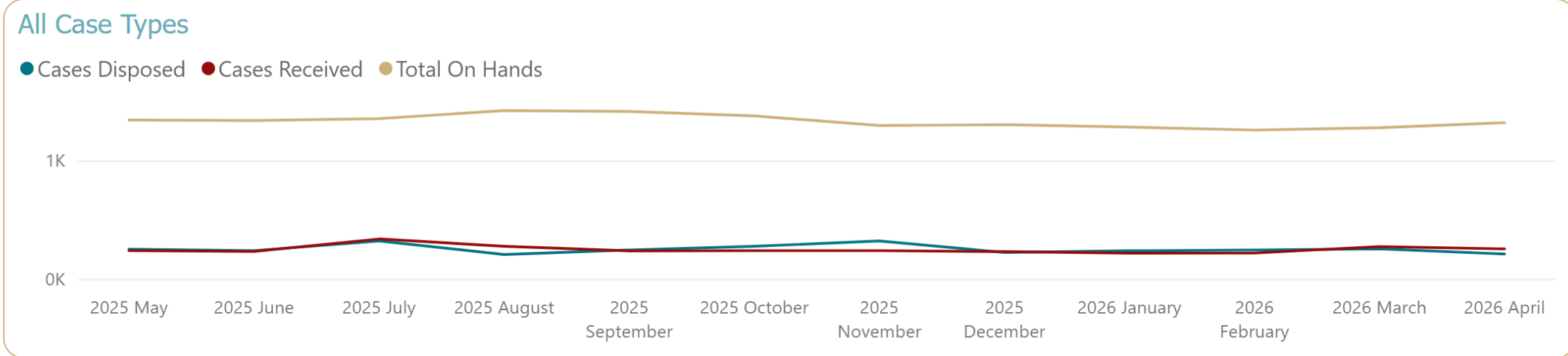
All Case Types Q1 2026 – Total Cases Received 707 and Total Disposed 731



Intake Previous 12 Months: **2985**
 Disposed Previous 12 Months: **3021**
 Formally Disposed Previous 12 Months: **2129**
 On Hands Month End: **1320**

All Case Types

Year	2025								2026			
	May	June	July	August	September	October	November	December	January	February	March	April
Cases Disposed	251	238	320	206	244	275	320	223	237	244	253	210
Cases Received	238	232	337	275	236	238	238	230	217	219	272	253
Total On Hands	1343	1338	1354	1423	1415	1378	1296	1303	1283	1258	1277	1320



Normal Planning Appeals - NPA

Q1 2026 – Total Cases Received 514 and Total Disposed 519



Intake Previous 12 Months Disposed Previous 12 Months Formally Disposed Previous 12 Months On Hands Month End

2128

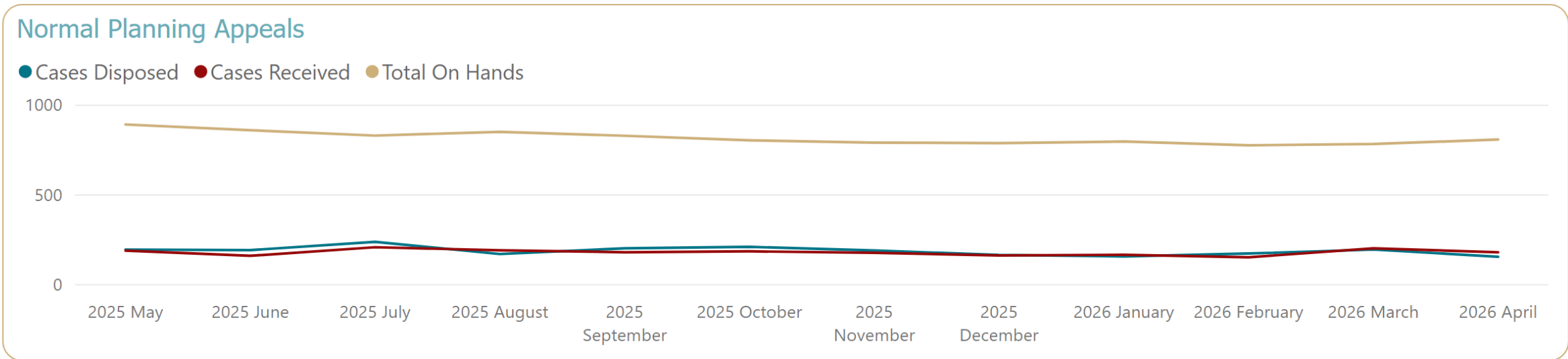
2218

1507

806

Normal Planning Appeals

Year	2025								2026			
	May	June	July	August	September	October	November	December	January	February	March	April
Cases Disposed	193	190	236	168	200	208	188	163	155	171	193	153
Cases Received	187	158	206	189	178	183	175	160	164	150	200	178
Total On Hands	890	858	828	849	827	802	789	786	795	774	781	806
% Disposals Within 18 Weeks	66.32%	70.53%	67.80%	80.95%	79.00%	76.44%	73.40%	68.10%	69.03%	74.85%	79.27%	78.43%



Large Scale Residential Developments (LRD)

Q1 - Total Received – 24
Total Disposed - 13



Intake Previous 12 Months Disposed Previous 12 Months Formally Disposed Previous 12 Months On Hands Month End

85

76

62

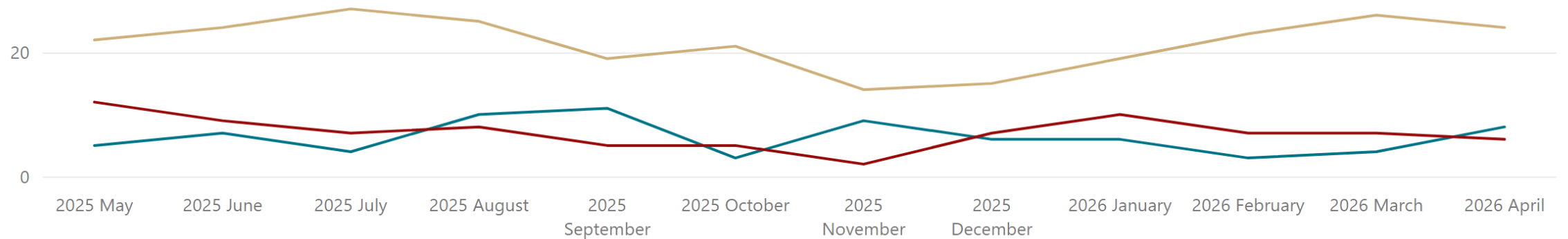
24

LRD Cases

Year	2025								2026			
	May	June	July	August	September	October	November	December	January	February	March	April
Cases Disposed	5	7	4	10	11	3	9	6	6	3	4	8
Cases Received	12	9	7	8	5	5	2	7	10	7	7	6
Total On Hands	22	24	27	25	19	21	14	15	19	23	26	24
% Disposals Within 16 Weeks	100.00%	85.71%	75.00%	100.00%	90.91%	100.00%	88.89%	100.00%	100.00%	100.00%	100.00%	87.50%

LRD Cases

● Cases Disposed ● Cases Received ● Total On Hands

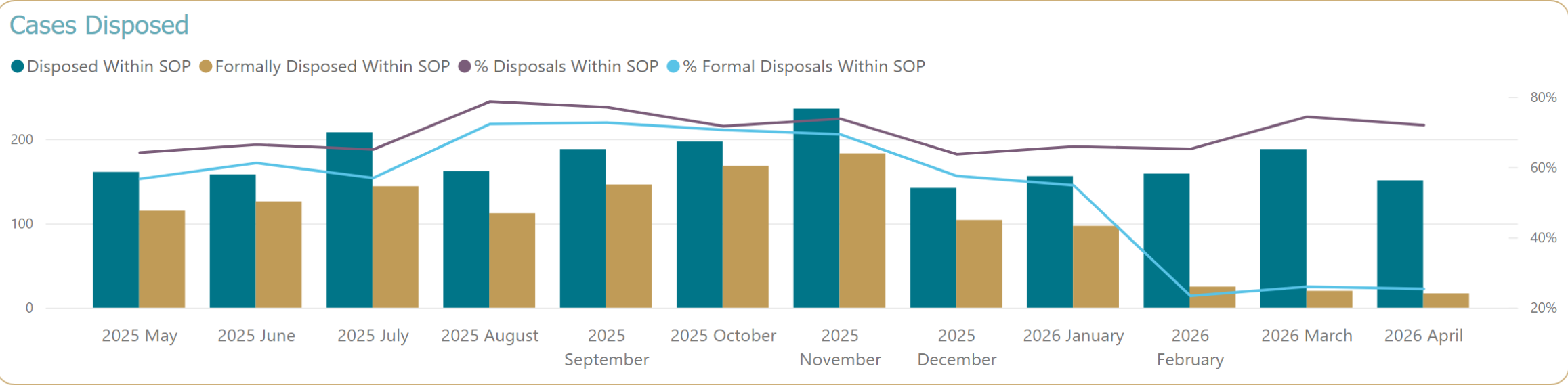


All Cases - SOP Compliance



Cases Disposed

Year	2025								2026				Total
	May	June	July	August	September	October	November	December	January	February	March	April	
Disposed Within SOP	161	158	208	162	188	197	236	142	156	159	188	151	2106
Formally Disposed Within SOP	115	126	144	112	146	168	183	104	97	25	20	17	1257
% Disposals Within SOP	64.14%	66.39%	65.00%	78.64%	77.05%	71.64%	73.75%	63.68%	65.82%	65.16%	74.31%	71.90%	69.71%
% Formal Disposals Within SOP	56.65%	61.17%	56.92%	72.26%	72.64%	70.59%	69.32%	57.46%	54.80%	23.36%	25.97%	25.37%	59.04%

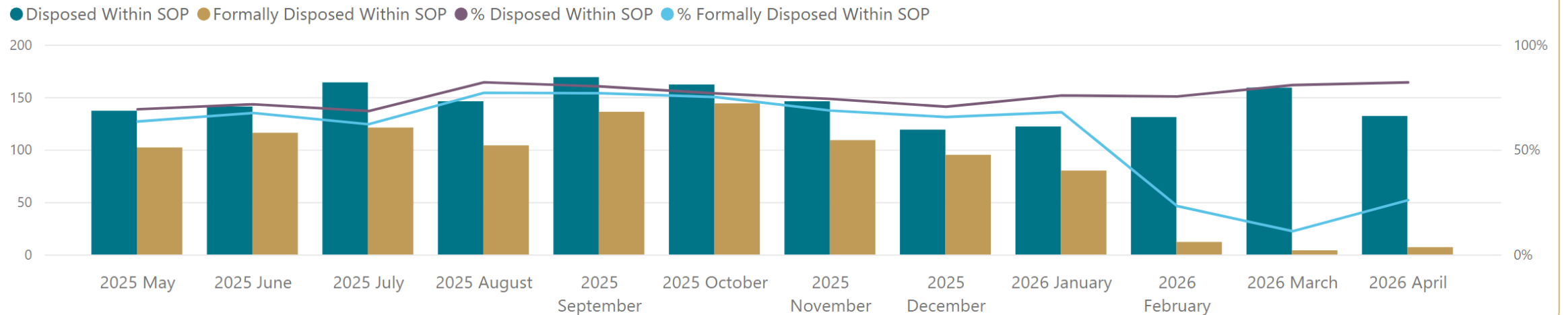


NPA including LRD Cases - SOP Compliance

Cases Disposed

Year	2025								2026				Total
	May	June	July	August	September	October	November	December	January	February	March	April	
Disposed Within SOP	137	141	164	146	169	162	146	119	122	131	159	132	1728
Formally Disposed Within SOP	102	116	121	104	136	144	109	95	80	12	4	7	1030
% Disposals Within SOP	69.19%	71.57%	68.33%	82.02%	80.09%	76.78%	74.11%	70.41%	75.78%	75.29%	80.71%	81.99%	75.33%
% Formal Disposals Within SOP	63.35%	67.44%	62.05%	77.04%	76.84%	75.00%	68.55%	65.52%	67.80%	23.08%	11.11%	25.93%	65.65%

Cases Disposed

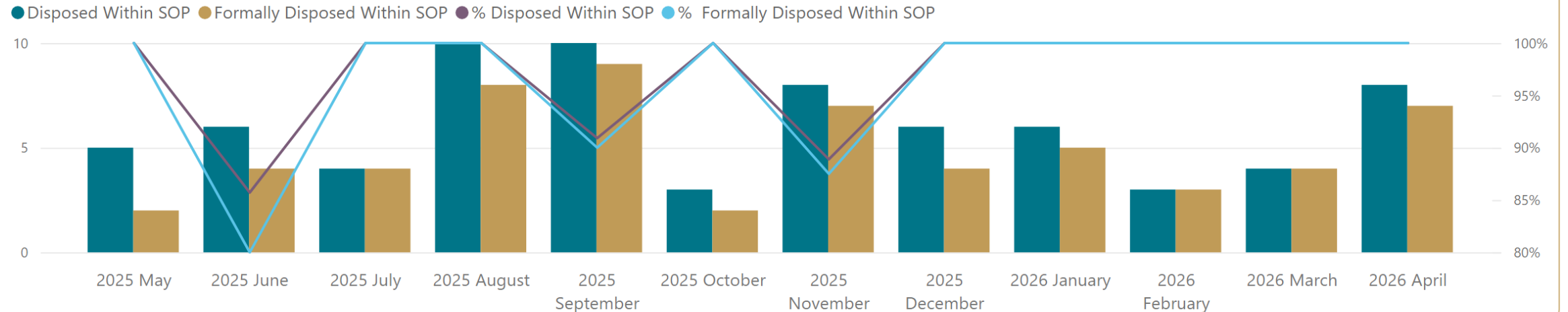



LRD Cases - SOP Compliance

Cases Disposed

Year	2025								2026				Total
	May	June	July	August	September	October	November	December	January	February	March	April	
Disposed Within SOP	5	6	4	10	10	3	8	6	6	3	4	8	73
Formally Disposed Within SOP	2	4	4	8	9	2	7	4	5	3	4	7	59
% Disposals Within SOP	100.00%	85.71%	100.00%	100.00%	90.91%	100.00%	88.89%	100.00%	100.00%	100.00%	100.00%	100.00%	96.05%
% Formal Disposals Within SOP	100.00%	80.00%	100.00%	100.00%	90.00%	100.00%	87.50%	100.00%	100.00%	100.00%	100.00%	100.00%	95.16%

Cases Disposed





An
Coimisiún
Pleanála

www.pleanala.ie

