TYPE "A" iGUZZINI TWILIGHT

TYPE "B" iGUZZINI WOW STREET

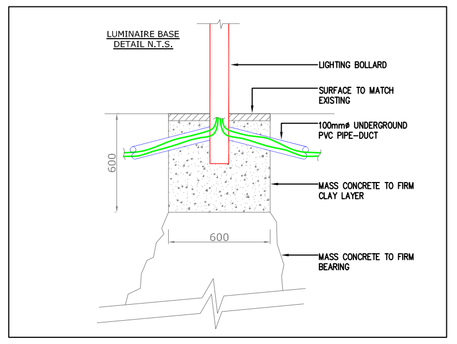

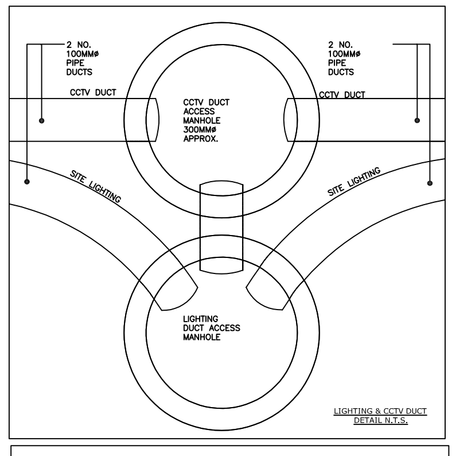

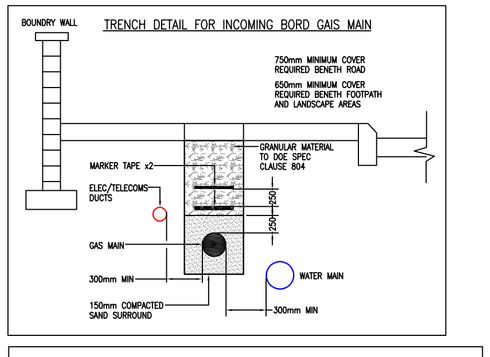

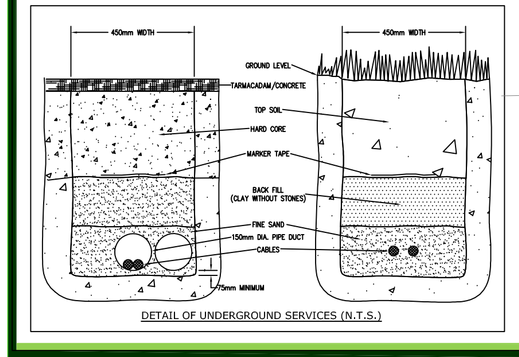

DETAIL OF UNDERGROUND SERVICES (N.T.S.)

Seperation Between Services

In order to provide an acceptable level of public safety and to permit reasonable access by working parties without undue risks to personnel or equipment, the seperation distances between underground telecommunications and electricity cables should not be less than the minimum clearances specified below:

Minimum permissible clearances between underground electricity and telecommunications cables:				
	Minimum permissible seperation distance in mm			
	Low voltage 220V and 380V	Medium voltage 10kV and 20kV	High Voltage 38kV	High Voltage 110kV to 400kV
Crossings*	300mm	300mm	300mm	300mm
Parallels**	300mm	300mm	300mm	300mm

* where possible, the telecommunications cable should cross above the electricity cable at an underground crossing. Subject to agreement with the Electricity Supply Board, a reduced clearance with specified additional mechanical protection measures may be implemented for underground crossings.

** Ducts for telecommunications cables must not be laid over electrical cables or ducts along a duct run.

DUCT CLEARANCES IN TRENCH



LV = ESB low voltage cable (400/230 volts)
HV = ESB high voltage cable (20,000/10,000 volts)
38kV = ESB 38,000 volt cable

© This drawing is the copyright of METEC Consulting Engineers and may not be reproduced in whole or in part without their expressed written permission. All figured dimensions are to be verified on site and any discrepancies to be reported to the Engineer immediately.

ISO 9001 CERTIFICATION EUROPE™ ISO 14001 CERTIFICATION EUROPE™ OHSAS 18001 CERTIFICATION EUROPE™ ACEI ASSOCIATION OF CONSULTING ENGINEERS OF IRELAND

LEGEND OF SYMBOLS

A1
TYPE A1:IGUZZINI JOBU_E013_X102 TWILIGHT 31.9W

A2
TYPE A2:IGUZZINI JOBU_E823 X102 TWILIGHT 31.3W

B
TYPE B:IGUZZINI ILLUMINAZIONE S.P.A EH80_C15D STREET: POLE-MOUNTED SYSTEM -ST1 OPTIC - NEUTRAL WHITE - DALI - Ø 46-60-76MM - NEMA - 35.8W 4250LM - 4000K

JUNCTION BOX FOR CABLE ACCESS TO POLE

PRIVATE CABLE TRENCH WAY 600mm-RED PVC DUCTING TO BE USED AS PER ET101:2008:714.514.01

MINI — PRIVATE CABLE MINI PILLAR CONNECTED BACK TO LOCAL LANDLORD SUB DISTRIBUTION BOARD

PUBLIC CABLE TRENCH WAY 600mm-RED PVC DUCTING TO BE USED AS PER ET101:2008:714.514.01

MINI — PUBLIC CABLE MINI PILLAR TO BE HANDED OVER TO DUBLIN COUNTY COUNCIL UPON PROJECT COMPLETITION.

rev	date	description
P2	APR . '19	REVISED PLANNING ISSUE
P1	MAR. '19	REVISED PLANNING ISSUE
P0	MAR. '18	PRE - PLANNING PERMISSION

metec CONSULTING ENGINEERS
La Vallee House
Upper Dargle Road
Bray
Co. Wicklow
A98 W2H9
Ireland
p:+353 (0)1 204 0005
e:info@metec.ie
w: www.metec.ie
mechanical • electrical • energy

project:
CHIVERS SITE
COOLOCK

architect:
PLUSARCHITECTURE

drawing title:
SITE LIGHTING LAYOUT

date:	cad ref:	scale:
MAR. '18	E6-01	1:500@A1
drawn by: KO'B	checked by: KO'B	approved by: CC
job no: 17114	drawing no: e-(6-)01	rev no: P2