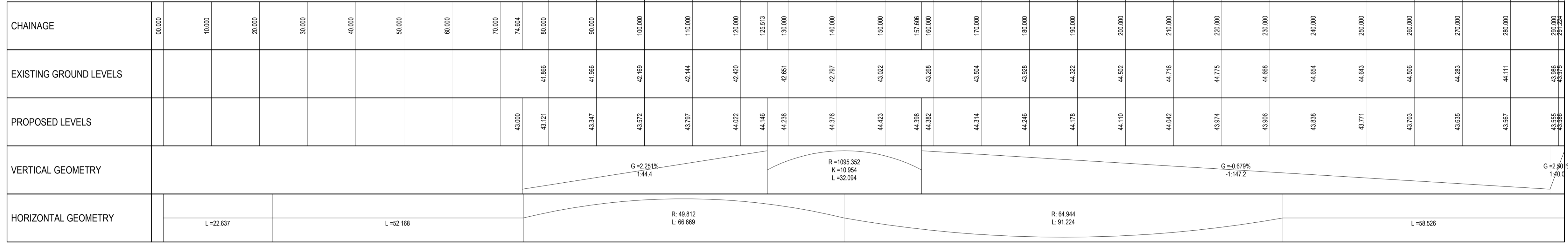
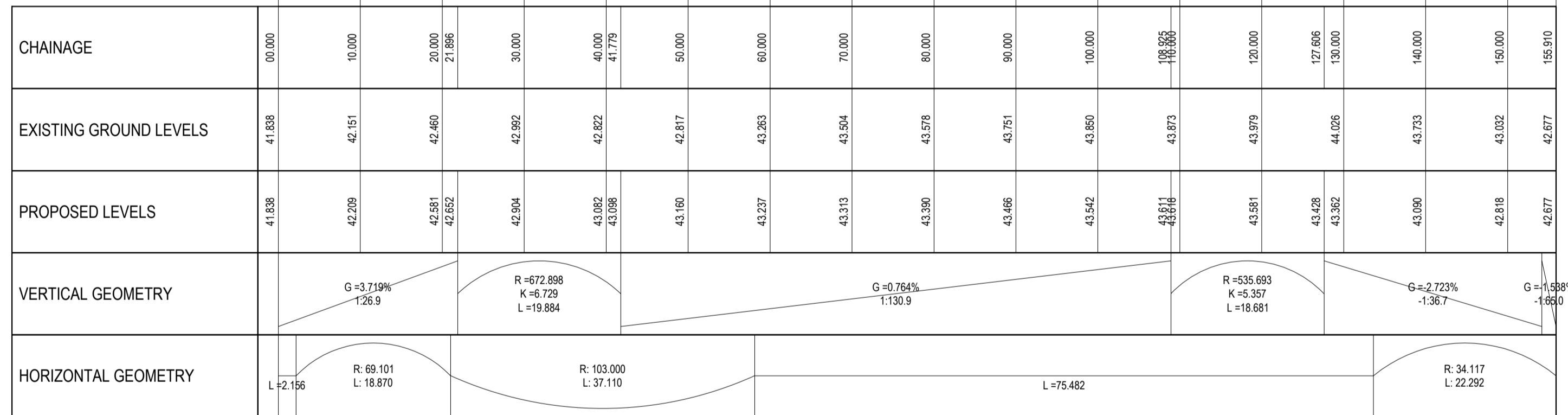


NOTES:

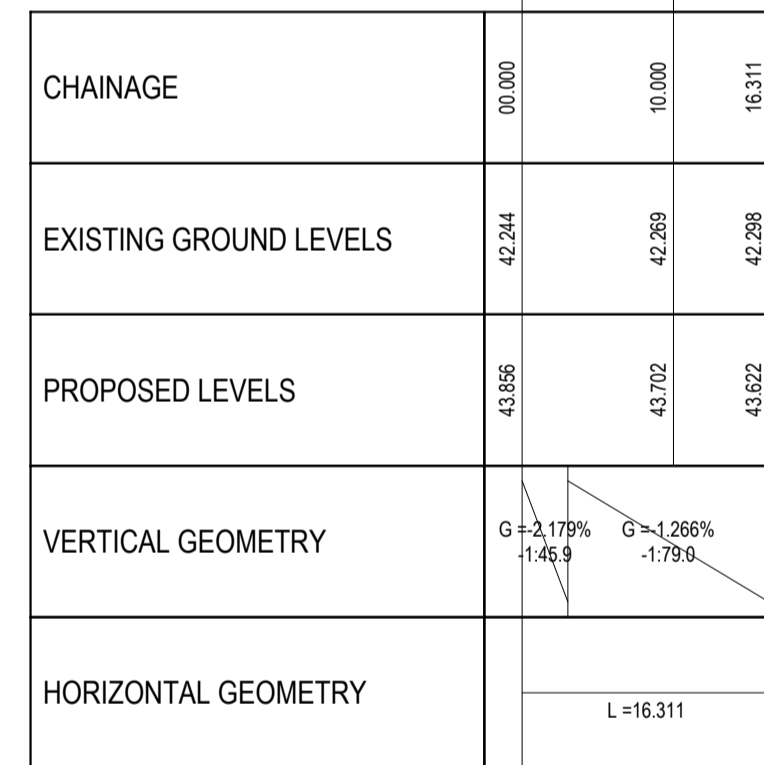
ROAD 001 LONGSECTION
SCALE: H 1:500, V 1:100.
DATUM: 40.000



ROAD 002 LONGSECTION
SCALE: H 1:500, V 1:100.
DATUM: 40.000



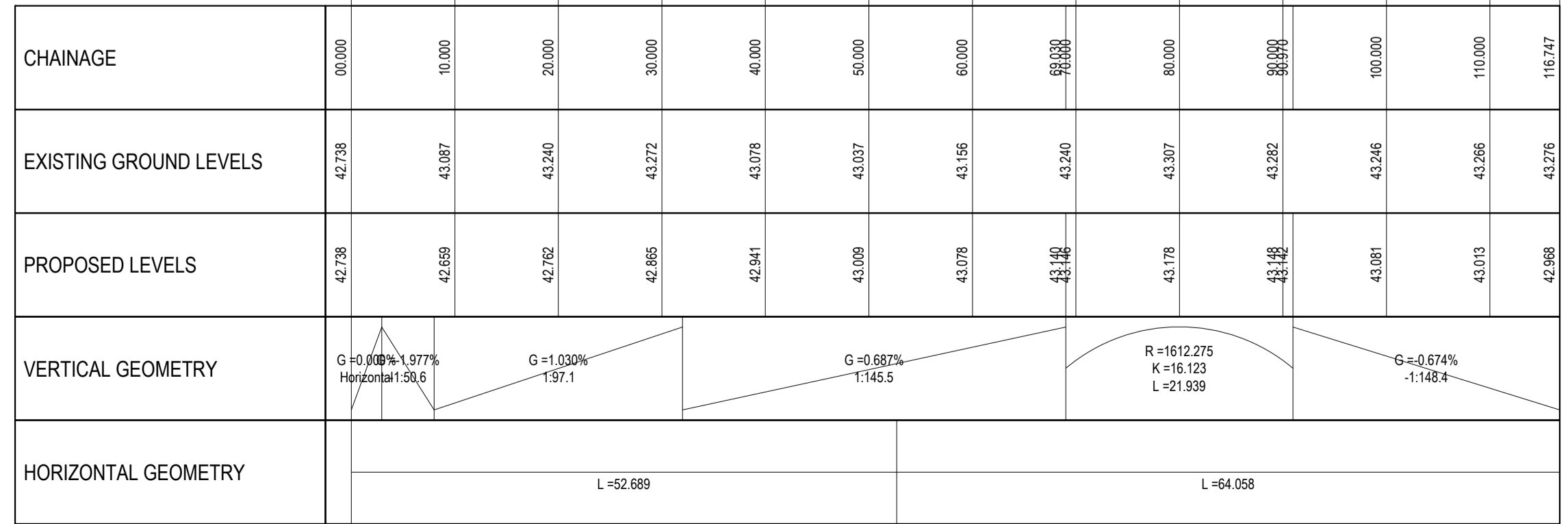
ROAD 034 LONGSECTION
SCALE: H 1:500, V 1:100.
DATUM: 40.000



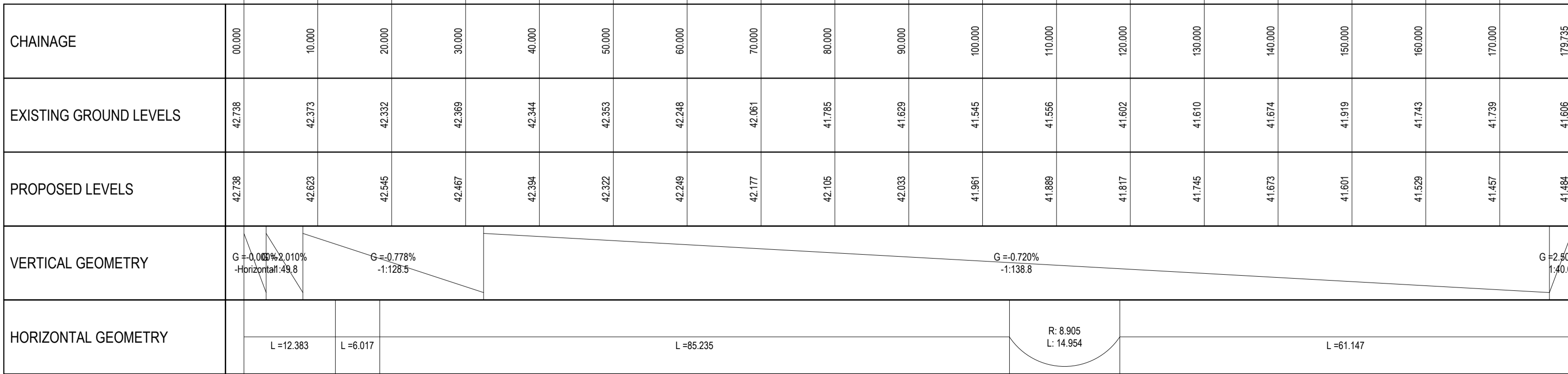
ROAD 003 LONGSECTION
SCALE: H 1:500, V 1:100.
DATUM: 40.000



ROAD 004 LONGSECTION
SCALE: H 1:500, V 1:100.
DATUM: 40.000



ROAD 005 LONGSECTION
SCALE: H 1:500, V 1:100.
DATUM: 40.000



P01	25-01-21	ISSUED FOR PLANNING	KG0	LMCL
rev	date	description	by	chkd.
		A - Approved		
		B - Approved with comments		
		C - Do not use		
client approval				
suitability		issue purpose		
S2 - INFORMATION		PLANNING		
DBFL Consulting Engineers				
Civil, Structural & Transportation Engineering				
www.dbfl.ie				
DUBLIN OFFICE: Ormond House, Upper Ormond Quay, Dublin 7, D07 W704 PHONE: +353 (0) 1 404 4000				
CORK OFFICE: Phoenix House, Monahan Road, Cork, T12 H1KX PHONE: +353 (0) 21 2204938				
WATERFORD OFFICE: Suite 10 The Arkum, Maratona Gate, Canada Street, Waterford, X91 W028 PHONE: +353 51 309 500				
project ref.				
LISSYWOLLEN RESIDENTIAL DEVELOPMENT AT BRAUNY ROAD, LISSYWOLLEN, ATHLONE, CO. WESTMEATH				
drawing title				
ROAD LONGSECTIONS SHEET 1 OF 6				
architect				
DELPHI ARCHITECTS				
designed by	author	scale	sheet size	
LMCL	KG0	AS	A1	
drawing no.				revision
180176-DBFL-RD-SP-DR-C-3000				P01