

Waste Management: Bin Locations



Part Plan 1:100

(Road)

(Cycle path)

(Footpath)

(Carparking)

(Front yard)

(Dwelling)

(Rear yard)

(Road)

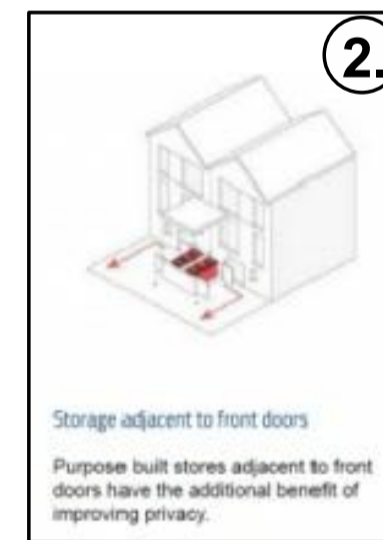
(Footpath)

(Carparking)

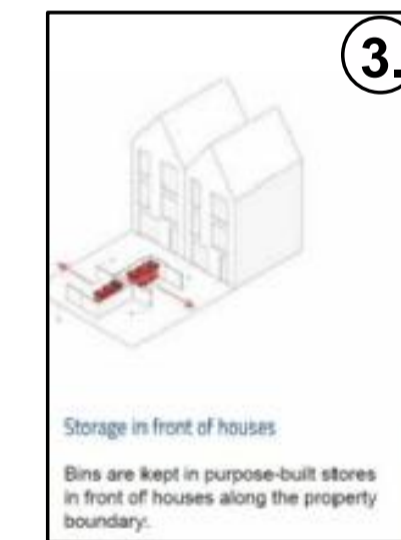
(Front yard)

(Dwelling)

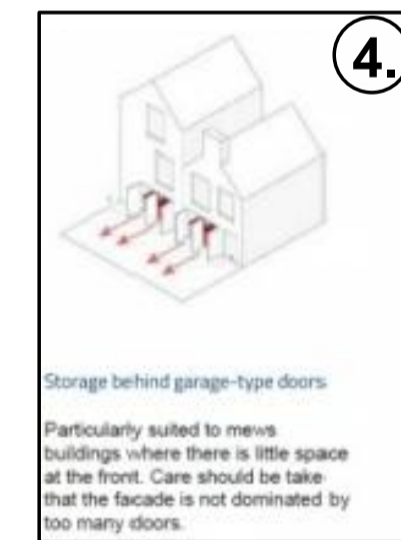
(Rear yard)



Storage adjacent to front doors
Purpose built stores adjacent to front doors have the additional benefit of improving privacy.



Storage in front of houses
Bins are kept in purpose-built stores in front of houses along the property boundary.



Storage behind garage-type doors
Particularly suited to semi-detached buildings where there is little space at the front. Care should be taken that the facade is not dominated by too many doors.

DO NOT SCALE FROM THIS DRAWING. USE FIGURED DIMENSIONS IN ALL CASES. VERIFY DIMENSIONS ON SITE AND REPORT ANY DISCREPANCIES TO THE ARCHITECTS IMMEDIATELY. THIS DRAWING IS TO BE READ IN CONJUNCTION WITH THE ARCHITECTS SPECIFICATION. © THIS DRAWING IS COPYRIGHT AND MAY ONLY BE REPRODUCED WITH THE ARCHITECTS PERMISSION.

NOTES

Bin Locations

- 1. 3/4 Bed House: Bins to rear yard
- 2. 2 Bed House: Bins in front yard enclosure
- 3. GF Duplex: Bins in yard enclosure
- 3a. GF Duplex: Alternative, Bins in rear yard
- 4. Upper floor Duplex: Bins in vented cupboard

REV	DTE	DRN	ISSUE
A	May 21	MGB	Issue for Planning

reddyarchitecture+urbanism
 Reddy Architecture + Urbanism
 Dublin Office
 Clary Mill, Darty Road, Dublin 6
 T: +353 (0)1 4987000
 W: www.reddyarchitecture.com
 E: dublin@reddyarchitecture.com

PLANNING APPLICATION

JOB Greenpark SHD Limerick		
CLIENT Voyage Property Limited Ashbourne Hall, Dock Rd, Limerick		
DRAWING Waste Management Bin Locations (Housing)		
STATUS S02	Job No.	P20-133D
DATE May 21	SCALE	1:100 @ A1
DRN. M.Brown	CHECKED	M.Freaney
JOB NO.	DWG NO.	REVISION
20133-RAU	ZZ-ZZ-DR-A-02.3161	A



240L Bin (2No. per household)

140L Bin (1No. per household)



ORIGINAL SHEET SIZE = A1