

Appendix A – Asbestos Bulk Identification Report

ASBESTOS BULK IDENTIFICATION REPORT

Report on:

Identification of asbestos content of suspected asbestos containing materials (ACM's) sampled from the following location/site:

**No. 4 Moore Street
Dublin 1**

TEST RESULT

SAMPLE NO	LAB. REF.	SAMPLE LOCATION	MATERIAL DESCRIPTION	ASBESTOS TYPE IDENTIFIED
		No samples taken		

Glossary

*NADIS = No Asbestos Detected in Sample
VFT = Vinyl Floor Tile

Chrysotile (white asbestos)





Amosite (brown asbestos)

Crocidolite (blue asbestos)





Analyst: John Kelleher







Appendix B – Schedule of Survey Sheets

Ref No.	Building or Area of Site	Location or Functional Space	Sample No.	Material Description, surface treatment and condition	Extent	Asbestos identified (presumed, strongly presumed or identified)	Product type	Condition	Surface treatment	Asbestos type	Material assessment score	Recommendations	Photo
1	No. 4 Moore Street	Ground floor CE Fones outlet		Ceramic tiles to front of shop		NAD							
2	No. 4 Moore Street	Ground floor CE Fones outlet		Under existing lino at back of shop		Presumed to contain VFT and adhesive						Investigation and sampling prior to work likely to cause disturbance.	
3	No. 4 Moore Street	Ground floor CE Fones outlet		Textured paint to back of shop		Presumed to contain asbestos						Investigation and sampling prior to work likely to cause disturbance.	
4	No. 4 Moore Street	Ground floor CE Fones outlet		Textured paint to back of shop		Presumed to contain asbestos						Investigation and sampling prior to work likely to cause disturbance.	



Key NAD = No asbestos detected AIB = Asbestos insulation board AC = Asbestos cement VFT = vinyl floor tile NQ = Not Quantified/Quantifiable SM = Square Meters LM = Linear Meters	Confirmed Asbestos	Material Assessment Score		Risk		
		≤ 4		Very Low		
	Presumed/Strongly presumed ACM Or Non Accessed Area		5 - 6		Low	
			7 - 9		Medium	
			≥ 10		High	
No condition assessment is normally necessary for refurbishment and demolition surveys but, where the period between survey and the event is significant, e.g. more than 3 months, then a material assessment should be conducted and interim management arrangements put in place.						

Ref No.	Building or Area of Site	Location or Functional Space	Sample No.	Material Description, surface treatment and condition	Extent	Asbestos identified (presumed, strongly presumed or identified)	Product type	Condition	Surface treatment	Asbestos type	Material assessment score	Recommendations	Photo
5	No. 4 Moore Street	1 st floor CE Fones outlet stairway				No visible asbestos containing materials identified.							
6	No. 4 Moore Street	1 st floor CE Fones outlet Store rooms		Textured paint to ceiling		Presumed to contain asbestos						Investigation and sampling prior to work likely to cause disturbance.	
7	No. 4 Moore Street	1 st floor CE Fones outlet Store rooms		Textured paint to ceiling		Presumed to contain asbestos						Investigation and sampling prior to work likely to cause disturbance.	
8	No. 4 Moore Street	1 st floor CE Fones outlet Store rooms		Textured paint to ceiling		Presumed to contain asbestos						Investigation and sampling prior to work likely to cause disturbance.	

Key NAD = No asbestos detected AIB = Asbestos insulation board AC = Asbestos cement VFT = vinyl floor tile NQ = Not Quantified/Quantifiable SM = Square Meters LM = Linear Meters	Confirmed Asbestos	Material Assessment Score		Risk
		≤ 4		Very Low
	5 - 6		Low	
	7 - 9		Medium	
	≥ 10		High	
Presumed/Strongly presumed ACM Or Non Accessed Area		No condition assessment is normally necessary for refurbishment and demolition surveys but, where the period between survey and the event is significant, e.g. more than 3 months, then a material assessment should be conducted and interim management arrangements put in place.		

Ref No.	Building or Area of Site	Location or Functional Space	Sample No.	Material Description, surface treatment and condition	Extent	Asbestos identified (presumed, strongly presumed or identified)	Product type	Condition	Surface treatment	Asbestos type	Material assessment score	Recommendations	Photo
9	No. 4 Moore Street	2 nd floor CE Fones outlet Storerooms		Textured paint to ceiling		Presumed to contain asbestos						Investigation and sampling prior to work likely to cause disturbance.	
10	No. 4 Moore Street	2 nd floor CE Fones outlet Storeooms		Textured paint to ceiling		Presumed to contain asbestos						Investigation and sampling prior to work likely to cause disturbance.	
11	No. 4 Moore Street	Ground Floor Grocery Outlet		Ceramic tiles to floors		No visible asbestos containing materials identified.							
12	No. 4 Moore Street	Ground Floor Grocery Outlet		Textured paint to ceiling		Presumed to contain asbestos						Investigation and sampling prior to work likely to cause disturbance.	

Key NAD = No asbestos detected AIB = Asbestos insulation board AC = Asbestos cement VFT = vinyl floor tile NQ = Not Quantified/Quantifiable SM = Square Meters LM = Linear Meters	Confirmed Asbestos	Material Assessment Score		Risk	
		≤ 4		Very Low	
		5 - 6		Low	
		7 - 9		Medium	
		≥ 10		High	
No condition assessment is normally necessary for refurbishment and demolition surveys but, where the period between survey and the event is significant, e.g. more than 3 months, then a material assessment should be conducted and interim management arrangements put in place.					

Ref No.	Building or Area of Site	Location or Functional Space	Sample No.	Material Description, surface treatment and condition	Extent	Asbestos identified (presumed, strongly presumed or identified)	Product type	Condition	Surface treatment	Asbestos type	Material assessment score	Recommendations	Photo
13	No. 4 Moore Street	Ground Floor Grocery Outlet Back of shop		Ceramic tiles to floor		No visible asbestos containing materials identified.							
14	No. 4 Moore Street	Ground Floor Grocery Outlet Back of shop		Ceilings		No visible asbestos containing materials identified.							

Key NAD = No asbestos detected AIB = Asbestos insulation board AC = Asbestos cement VFT = vinyl floor tile NQ = Not Quantified/Quantifiable SM = Square Meters LM = Linear Meters	Confirmed Asbestos	Material Assessment Score		Risk
	Presumed/Strongly presumed ACM Or Non Accessed Area	≤ 4		Very Low
		5 - 6		Low
		7 - 9		Medium
		≥ 10		High
	No condition assessment is normally necessary for refurbishment and demolition surveys but, where the period between survey and the event is significant, e.g. more than 3 months, then a material assessment should be conducted and interim management arrangements put in place.			





ABOUT SAFETY LTD.

ASBESTOS | LEAD BASED PAINT | MOULD | SILICA DUST | HAZMAT
SURVEYING & TESTING
RISK MANAGEMENT | PROJECT MANAGEMENT

Refurbishment & Demolition Asbestos Survey

Location: *No. 5 Moore Street.
Dublin 1*

Client: *Dublin Central GP Ltd*

Instructing Party: *Certo Management Services*

Survey Date: *October 8th, 2020*

Prepared by: *John Kelleher, About Safety Ltd.*

TABLE OF CONTENTS

TABLE OF CONTENTS	2
Executive Summary	3
Names and Addresses	4
Introduction	5
Objectives	5
Scope of Works & Site Description	6
Survey Limitations	6
Asbestos Refurbishment & Demolition Survey: Definition	6
Asbestos Contaminated Soils (ACS)	7
Material Assessment	7
Material Assessment Algorithm	7
Analytical Techniques	7
General Caveat	8
Specific Notes	8
Legislation and Codes of Practice	8
Provision of information	8
Competent Person	8
Appendix A – Asbestos Bulk Identification Report	9
Appendix B – Schedule of Survey Sheets	10

Executive Summary

A Refurbishment and Demolition Asbestos Survey was carried out of the above property. Below is a summary of the survey.

Ref:	Confirmed Asbestos [Requires removal and disposal as asbestos waste by a competent asbestos contractor prior to demolition.]
4, 5	Asbestos containing Bakelite toilet cisterns in the WC's on the 1 st floor.
7	Asbestos containing bitumen pads to the kitchen sink unit on the 1 st floor.

Ref:	Presumed/Strongly Presumed Asbestos [Requires dismantling and investigation by a competent asbestos contractor prior to work likely to cause disturbance.]
2	Asbestos containing textured paint is presumed over the drop ceilings in the shop area.
	Roofs were not accessible.

Names and Addresses

Client Name:
Dublin Central GP Ltd

Instructing Party:
Certo Management Services

Contact:
Phone:

Contact: Peter McIlhagger
Phone:

Site Full Name:
No. 5 Moore Street
Dublin 1

Report Author:
About Safety Limited
24 Oceancrest
Arklow
Co. Wicklow

Contact: John Kelleher
Phone: 086 2208488

Asbestos Surveyor: John Kelleher

British Occupational Hygiene Society (BOHS) Asbestos Proficiency Certification

- S301: Asbestos and other Fibres
- P401: Identification of Asbestos in Bulk Samples (PLM)
- P402: Building Surveys and Bulk Sampling for Asbestos
- P403: Asbestos Fibre Counting
- P404: Air Sampling and Clearance Testing of Asbestos
- P405: Management of Asbestos in Buildings (Safe Removal & Disposal)



Introduction

About Safety Ltd. was instructed to carry out a Refurbishment and Demolition Asbestos Survey of the above property. The survey and sampling was carried out taking cognizance of the requirements of the Health and Safety Executive (UK) document, *HSG 264, Asbestos: The Survey Guide*.

Objectives

The objectives of this survey were to:

To carry out a survey to ascertain the presence of asbestos based materials.

To carry out a survey to locate and describe, as far as reasonably practicable, all asbestos containing materials prior to refurbishment/demolition.

To gain access to all areas, as necessary, to determine the extent of any asbestos that may be present.

To sample and estimate the extent and volume of any asbestos materials that may be present.

To generate asbestos material assessments where the period between the survey and event is significant i.e. more than 3 months.

To produce a report identifying areas containing asbestos to be used as a basis for tendering their removal.

To instigate asbestos removal works prior to refurbishment/demolition.

NB: The extent of asbestos containing materials if identified in this report are only approximate and should not be relied upon as a basis for tendering removal works. Contractors tendering works are expected to satisfy themselves by site visit and measurement the exact nature and extent of any works which is proposed.

Scope of Works & Site Description

General Information	<i>Scope of Works:</i>	Proposed demolition.
	<i>Structural Details:</i>	3 storey building of solid construction with flat roof.
	<i>Date of Construction:</i>	Not known
External Aspects:	<i>Roofs:</i>	Flat roofs with roofing felts.
	<i>Walls</i>	Original brick walls with lat and plaster render.
Internal Aspects:	<i>Ceilings</i>	Original lime plaster and plasterboard.
	<i>Floors</i>	Concrete with ceramic tiles on ground floor and timber on upper floors.
	<i>Heating Systems:</i>	n/a
Services:		
Reservations:	<i>Access restrictions:</i>	Roofs were not accessed.

Survey Limitations

All areas accessed for proposed refurbishment works were subjected to a survey taking cognisance of the requirements of HSG 264, Asbestos: The Survey Guide. The investigation consisted of an inspection of each room and area to be impacted by the works.

No report has been made on any concealed spaces, which may exist within the fabric of the building where the extent and presence of these is not evident due to inaccessibility, lack of building drawings or insufficient knowledge of the structure of the building at the time of the survey.

Inaccessible Areas: Electrical equipment such as, boiler units, water heaters, storage heaters, fuse or switch boards. Within floor or wall structures, behind wall or ceiling cladding or within blocked up chimneys. Within internal areas of fire doors unless asbestos observed from keyhole or other damaged areas. Care should always be exercised when working on any electrical equipment in particular the older styles as asbestos-containing materials may be present.

Asbestos Refurbishment & Demolition Survey: Definition

A refurbishment and demolition survey is needed before any refurbishment or demolition works is carried out. This type of survey is used to locate and describe, as far as reasonably practicable, all ACM's in the area where the refurbishment works will take place or in the whole building if demolition is planned. The survey will be fully intrusive and involve destructive inspection, as necessary, to gain access to all areas, including those that may be difficult to reach. A refurbishment and demolition survey may also be required in other circumstances, e.g. when more intrusive and maintenance and repair work will be carried out or for plant removal and dismantling.

Where the refurbishment or demolition works may not take place for a significant period after the survey (e.g. three months), then the information required for a management survey should be obtained.

Asbestos Contaminated Soils (ACS)

The first point of contact with soil or ground contaminated with asbestos will be during site investigations and exploratory ground works. This may be defined as asbestos operative related work and applies where there is a potential for sporadic or low intensity exposure. People directly involved in these preliminary works, geotechnical engineers and ground workers, should receive formal training enabling them to work safely where asbestos could be present in the ground as a consequence of legacy use issues with the land. In principle, the general tiered approach to the assessment and management of potential risks posed by ACS is the same as that for any other contaminant. However, the unique nature of asbestos means that different methods of analysis, exposure estimation and risk estimation are required. Importantly, soil and air analysis methods need to be more detailed than those currently and commonly used to demonstrate compliance with the Asbestos Regulations.

Material Assessment

No condition assessment is normally necessary for refurbishment and demolition surveys but, where the period between survey and the event is significant, e.g. more than 3 months, then a material assessment should be conducted and interim management arrangements put in place.

Material Assessment Algorithm

In the material assessment process, the main factors influencing fibre release are given a score which can then be added together to obtain a material assessment rating. The four main parameters which determine the amount of fibre released from an ACM when subject to disturbance are:

- Product Type
- Extent of damage or deterioration
- Surface Treatment; and
- Asbestos type

Each parameter is scored between 1 and 3. A score of 1 equivalent to a low potential for fibre release, 2 = medium and 3 = high. Two parameters can also be given a nil score (equivalent to a very low potential for fibre release). The value assigned to each of the four parameters is added together to give a total score of between 2 and 12. Presumed or strongly presumed ACM's are scored as Crocidolite (i.e. score = 3) unless there is strong evidence to show otherwise.

Materials with assessment scores of 10 or more are rated as having a high potential to release fibres, if disturbed. Scores of between 7 and 9 are regarded as having a medium potential, and between 5 and 6 a low potential. Scores of 4 or less have a very low potential to release fibres.

Analytical Techniques

Asbestos Bulk Sample Analysis is conducted by using Polarised Light and Dispersion Staining Techniques. Dispersion Staining is used to describe the colour effects produced when a transparent colourless particle or fibre is immersed in a liquid having a refractive index near to that of the particle or fibre, and is viewed under a microscope using transmitted white light (based on HSE Publication, HSG 248).

Samples were returned to About Safety Ltd. Laboratory for Analysis. Photographs were taken at all of the sample locations (unless otherwise stated).

Materials of a similar type were only occasionally sampled and it was assumed that other materials visually inspected to where the sample was taken, were of a similar composition.

Each area was viewed for suspect materials thought or known to contain asbestos and samples taken where it was considered necessary.

General Caveat

This report is based on a Refurbishment & Demolition survey of an un-occupied building.

During the course of the survey all reasonable efforts were made to identify the physical presence of materials containing asbestos. It is known that asbestos materials are frequently concealed within the fabric of buildings or within sealed building voids so that it is not possible to regard the findings of any survey as being definite. It must remain a possibility that asbestos containing materials may be found during demolition activities. For reasons set out in this report, the results cannot give an assurance that all asbestos materials have been found and must not be thought to do so.

It should be noted that the term “No visible asbestos containing materials identified” was used in retail and other parts of properties which were occupied or partially occupied during the inspection. It must remain a possibility that asbestos containing materials may be entombed under existing floors, above ceilings or behind walls, fixtures and fittings. Therefore, any future works in these areas should be preceded by an invasive investigation.

This report has been written with reference to the various Guidance Notes etc, issued, and current at the date of this report and describes circumstances at the site on the date the survey took place.

Specific Notes

Legislation and Codes of Practice

The Safety, Health and Welfare at Work (Exposure to Asbestos) Regulations 2006 to 2010, apply to work where there is or may be asbestos fibres present. These regulations apply in particular to any person or employer working with or removing asbestos.

In addition, Safety, Health and Welfare at Work (Construction) Regulations 2013 (SI 291 of 2013) also apply to any building, installation, repair, demolition and asbestos removal work.

Information about working with material containing asbestos cement is contained in Health and Safety Authority's document “Asbestos-containing materials (ACM's) in Workplaces – Practical Guidelines on ACM Management and Abatement”.

Provision of information

It is recommended that this report is brought to the attention of any person likely to be involved in refurbishment/demolition works.

Once asbestos materials have been identified it is essential that appropriate remedial measures be introduced prior to any structural alterations, refurbishment or demolition works commencing. All the asbestos removal works should be carried out by a competent asbestos removal contractor in accordance with Asbestos at Work Regulations 2006 to 2010. Statutory notification requirements of 14 days are required under the provisions of the Asbestos Regulations for certain works involving asbestos. The contractor appointed for removal works is responsible for deciding if a 14 day notification is required and for drawing up a plan of work for any removal works.

Competent Person

Person provided with adequate information, instruction and training for the task being undertaken and capable of demonstrating adequate and up-to-date understanding of the work being undertaken, the required control measures, the applicable legislation, and having sufficient practicable experience to apply these effectively. There are two categories of competent person, 1) competent asbestos operative and 2) specialist asbestos operative.

Appendix A – Asbestos Bulk Identification Report

ASBESTOS BULK IDENTIFICATION REPORT

Report on:

Identification of asbestos content of suspected asbestos containing materials (ACM's) sampled from the following location/site:

**No. 5 Moore Street.
Dublin 1**

TEST RESULT

SAMPLE NO	LAB. REF.	SAMPLE LOCATION	MATERIAL DESCRIPTION	ASBESTOS TYPE IDENTIFIED
S01	2028442	Stairway wall	Nap plaster	NADIS
S02	2028443	1 st floor kitchen sink unit	Bitumen pads	Chrysotile

Glossary

*NADIS = No Asbestos Detected in Sample
VFT = Vinyl Floor Tile





Chrysotile (white asbestos)

Amosite (brown asbestos)





Crocidolite (blue asbestos)

Analyst: John Kelleher



Appendix B – Schedule of Survey Sheets

Ref No.	Building or Area of Site	Location or Functional Space	Sample No.	Material Description, surface treatment and condition	Extent	Asbestos identified (presumed, strongly presumed or identified)	Product type	Condition	Surface treatment	Asbestos type	Material assessment score	Recommendations	Photo
1	No. 5 Moore Street	Ground floor retail outlet		Ceramic tiles to floors		No visible asbestos containing materials identified							
2	No. 5 Moore Street	Ground floor retail outlet Ceiling over drop ceilings		Possible textured paint		Presumed to contain asbestos						Investigation prior to work likely to cause disturbance.	
3	No. 5 Moore Street	Stairway to 1 st floor	2028442	Painted nap plaster		NAD							
4	No. 5 Moore Street	1 st floor		Bakelite cistern	1	Amosite	1	0	1	2	4	Removal and disposal as asbestos waste by a competent contractor prior to work likely to cause disturbance.	

Key NAD = No asbestos detected AIB = Asbestos insulation board AC = Asbestos cement VFT = vinyl floor tile NQ = Not Quantified/Quantifiable SM = Square Meters LM = Linear Meters	Confirmed Asbestos	Material Assessment Score		Risk
		≤ 4		Very Low
		5 - 6		Low
		7 - 9		Medium
		≥ 10		High
No condition assessment is normally necessary for refurbishment and demolition surveys but, where the period between survey and the event is significant, e.g. more than 3 months, then a material assessment should be conducted and interim management arrangements put in place.				

Ref No.	Building or Area of Site	Location or Functional Space	Sample No.	Material Description, surface treatment and condition	Extent	Asbestos identified (presumed, strongly presumed or identified)	Product type	Condition	Surface treatment	Asbestos type	Material assessment score	Recommendations	Photo
5	No. 5 Moore Street	1 st floor		Bakelite cistern	1	Amosite	1	0	1	2	4	Removal and disposal as asbestos waste by a competent contractor prior to work likely to cause disturbance.	
6	No. 5 Moore Street	1 st floor Rooms				No visible asbestos containing materials identified							
7	No. 5 Moore Street	1 st floor	2028443	Bitumen pads to sink unit	Small pads	Chrysotile	1	0	0	1	2	Removal and disposal as asbestos waste by a competent contractor prior to work likely to cause disturbance.	
8	No. 5 Moore Street	2 nd floor Stairway		Plasterboard linings around door		No visible asbestos containing materials identified							

Key NAD = No asbestos detected AIB = Asbestos insulation board AC = Asbestos cement VFT = vinyl floor tile NQ = Not Quantified/Quantifiable SM = Square Meters LM = Linear Meters	Confirmed Asbestos	Material Assessment Score		Risk	
	Presumed/Strongly presumed ACM Or Non Accessed Area	≤ 4		Very Low	
		5 - 6		Low	
		7 - 9		Medium	
		≥ 10		High	
No condition assessment is normally necessary for refurbishment and demolition surveys but, where the period between survey and the event is significant, e.g. more than 3 months, then a material assessment should be conducted and interim management arrangements put in place.					

Ref No.	Building or Area of Site	Location or Functional Space	Sample No.	Material Description, surface treatment and condition	Extent	Asbestos identified (presumed, strongly presumed or identified)	Product type	Condition	Surface treatment	Asbestos type	Material assessment score	Recommendations	Photo
9	No. 5 Moore Street	2 nd floor Rooms		Old ceilings		No visible asbestos containing materials identified							
10	No. 5 Moore Street	2 nd floor Rooms		Old ceilings		No visible asbestos containing materials identified							

Key NAD = No asbestos detected AIB = Asbestos insulation board AC = Asbestos cement VFT = vinyl floor tile NQ = Not Quantified/Quantifiable SM = Square Meters LM = Linear Meters	Confirmed Asbestos	Material Assessment Score		Risk
		≤ 4		Very Low
	5 - 6		Low	
	7 - 9		Medium	
	≥ 10		High	
Presumed/Strongly presumed ACM Or Non Accessed Area		No condition assessment is normally necessary for refurbishment and demolition surveys but, where the period between survey and the event is significant, e.g. more than 3 months, then a material assessment should be conducted and interim management arrangements put in place.		



ABOUT SAFETY LTD.

ASBESTOS | LEAD BASED PAINT | MOULD | SILICA DUST | HAZMAT
SURVEYING & TESTING
RISK MANAGEMENT | PROJECT MANAGEMENT

Refurbishment & Demolition Asbestos Survey

Location: *No. 8 & 9 Moore Street & 11/13 Henry Place
Dublin 1*

Client: *Dublin Central GP Ltd*

Instructing Party: *Certo Management Services*

Survey Date: *October 8th, 2020*

Prepared by: *John Kelleher, About Safety Ltd.*

TABLE OF CONTENTS

TABLE OF CONTENTS	2
Executive Summary	3
Names and Addresses	4
Introduction	5
Objectives	5
Scope of Works & Site Description	6
Survey Limitations	6
Asbestos Refurbishment & Demolition Survey: Definition	6
Asbestos Contaminated Soils (ACS)	7
Material Assessment	7
Material Assessment Algorithm	7
Analytical Techniques	7
General Caveat	8
Specific Notes	8
Legislation and Codes of Practice	8
Provision of information	8
Competent Person	8
Appendix A – Asbestos Bulk Identification Report	9
Appendix B – Schedule of Survey Sheets	10

Executive Summary

A Refurbishment and Demolition Asbestos Survey was carried out of the above property. Below is a summary of the survey.

Ref:	Confirmed Asbestos [Requires removal and disposal as asbestos waste by a competent asbestos contractor prior to demolition.]
	No visible asbestos containing materials identified.

Ref:	Presumed/Strongly Presumed Asbestos [Requires dismantling and investigation by a competent asbestos contractor prior to work likely to cause disturbance.]
7	Integral areas of the gas boiler on the 1 st floor are presumed to contain asbestos.
15	The brake shoes on the dumb waiter lift motor are presumed to contain asbestos.
25	The flat roofs were not accessible and are presumed to contain asbestos roofing felts.

Names and Addresses

Client Name:
Dublin Central GP Ltd

Instructing Party:
Certo Management Services

Contact:
Phone:

Contact: Peter McIlhagger
Phone:

Site Full Name:
8/9 Moore St. and 11/13 Henry St.
Dublin

Report Author:
About Safety Limited
24 Oceancrest
Arklow
Co. Wicklow

Contact: John Kelleher
Phone: 086 2208488

Asbestos Surveyor: John Kelleher

British Occupational Hygiene Society (BOHS) Asbestos Proficiency Certification

- S301: Asbestos and other Fibres
- P401: Identification of Asbestos in Bulk Samples (PLM)
- P402: Building Surveys and Bulk Sampling for Asbestos
- P403: Asbestos Fibre Counting
- P404: Air Sampling and Clearance Testing of Asbestos
- P405: Management of Asbestos in Buildings (Safe Removal & Disposal)



Introduction

About Safety Ltd. was instructed to carry out a Refurbishment and Demolition Asbestos Survey of the above property. The survey and sampling was carried out taking cognizance of the requirements of the Health and Safety Executive (UK) document, *HSG 264, Asbestos: The Survey Guide*.

Objectives

The objectives of this survey were to:

To carry out a survey to ascertain the presence of asbestos based materials.

To carry out a survey to locate and describe, as far as reasonably practicable, all asbestos containing materials prior to refurbishment/demolition.

To gain access to all areas, as necessary, to determine the extent of any asbestos that may be present.

To sample and estimate the extent and volume of any asbestos materials that may be present.

To generate asbestos material assessments where the period between the survey and event is significant i.e. more than 3 months.

To produce a report identifying areas containing asbestos to be used as a basis for tendering their removal.

To instigate asbestos removal works prior to refurbishment/demolition.

NB: The extent of asbestos containing materials if identified in this report are only approximate and should not be relied upon as a basis for tendering removal works. Contractors tendering works are expected to satisfy themselves by site visit and measurement the exact nature and extent of any works which is proposed.

Scope of Works & Site Description

General Information	<i>Scope of Works:</i>	Proposed demolition.
	<i>Structural Details:</i>	3 storey building of solid construction with flat roofs. Building area covers No. 8/9 Moore St., and 11-13 Henry Street
	<i>Date of Construction:</i>	Not known
External Aspects:	<i>Roofs:</i>	Flat roofs with roofing felts.
Internal Aspects:	<i>Walls</i>	Original brick walls with lat and plaster render.
	<i>Ceilings</i>	Original lime plaster and plasterboard.
	<i>Floors</i>	Concrete with ceramic tiles on ground floor and timber on upper floors.
Services:	<i>Heating Systems:</i>	n/a
Reservations:	<i>Access restrictions:</i>	Roofs were not accessed. High and low roofs.

Survey Limitations

All areas accessed for proposed refurbishment works were subjected to a survey taking cognisance of the requirements of HSG 264, Asbestos: The Survey Guide. The investigation consisted of an inspection of each room and area to be impacted by the works.

No report has been made on any concealed spaces, which may exist within the fabric of the building where the extent and presence of these is not evident due to inaccessibility, lack of building drawings or insufficient knowledge of the structure of the building at the time of the survey.

Inaccessible Areas: Electrical equipment such as, boiler units, water heaters, storage heaters, fuse or switch boards. Within floor or wall structures, behind wall or ceiling cladding or within blocked up chimneys. Within internal areas of fire doors unless asbestos observed from keyhole or other damaged areas. Care should always be exercised when working on any electrical equipment in particular the older styles as asbestos-containing materials may be present.

Asbestos Refurbishment & Demolition Survey: Définition

A refurbishment and demolition survey is needed before any refurbishment or demolition works is carried out. This type of survey is used to locate and describe, as far as reasonably practicable, all ACM's in the area where the refurbishment works will take place or in the whole building if demolition is planned. The survey will be fully intrusive and involve destructive inspection, as necessary, to gain access to all areas, including those that may be difficult to reach. A refurbishment and demolition survey may also be required in other circumstances, e.g. when more intrusive and maintenance and repair work will be carried out or for plant removal and dismantling.

Where the refurbishment or demolition works may not take place for a significant period after the survey (e.g. three months), then the information required for a management survey should be obtained.

Asbestos Contaminated Soils (ACS)

The first point of contact with soil or ground contaminated with asbestos will be during site investigations and exploratory ground works. This may be defined as asbestos operative related work and applies where there is a potential for sporadic or low intensity exposure. People directly involved in these preliminary works, geotechnical engineers and ground workers, should receive formal training enabling them to work safely where asbestos could be present in the ground as a consequence of legacy use issues with the land. In principle, the general tiered approach to the assessment and management of potential risks posed by ACS is the same as that for any other contaminant. However, the unique nature of asbestos means that different methods of analysis, exposure estimation and risk estimation are required. Importantly, soil and air analysis methods need to be more detailed than those currently and commonly used to demonstrate compliance with the Asbestos Regulations.

Material Assessment

No condition assessment is normally necessary for refurbishment and demolition surveys but, where the period between survey and the event is significant, e.g. more than 3 months, then a material assessment should be conducted and interim management arrangements put in place.

Material Assessment Algorithm

In the material assessment process, the main factors influencing fibre release are given a score which can then be added together to obtain a material assessment rating. The four main parameters which determine the amount of fibre released from an ACM when subject to disturbance are:

- Product Type
- Extent of damage or deterioration
- Surface Treatment; and
- Asbestos type

Each parameter is scored between 1 and 3. A score of 1 equivalent to a low potential for fibre release, 2 = medium and 3 = high. Two parameters can also be given a nil score (equivalent to a very low potential for fibre release). The value assigned to each of the four parameters is added together to give a total score of between 2 and 12. Presumed or strongly presumed ACM's are scored as Crocidolite (i.e. score = 3) unless there is strong evidence to show otherwise.

Materials with assessment scores of 10 or more are rated as having a high potential to release fibres, if disturbed. Scores of between 7 and 9 are regarded as having a medium potential, and between 5 and 6 a low potential. Scores of 4 or less have a very low potential to release fibres.

Analytical Techniques

Asbestos Bulk Sample Analysis is conducted by using Polarised Light and Dispersion Staining Techniques. Dispersion Staining is used to describe the colour effects produced when a transparent colourless particle or fibre is immersed in a liquid having a refractive index near to that of the particle or fibre, and is viewed under a microscope using transmitted white light (based on HSE Publication, HSG 248).

Samples were returned to About Safety Ltd. Laboratory for Analysis. Photographs were taken at all of the sample locations (unless otherwise stated).

Materials of a similar type were only occasionally sampled and it was assumed that other materials visually inspected to where the sample was taken, were of a similar composition.

Each area was viewed for suspect materials thought or known to contain asbestos and samples taken where it was considered necessary.

General Caveat

This report is based on a Refurbishment & Demolition survey of an un-occupied building.

During the course of the survey all reasonable efforts were made to identify the physical presence of materials containing asbestos. It is known that asbestos materials are frequently concealed within the fabric of buildings or within sealed building voids so that it is not possible to regard the findings of any survey as being definite. It must remain a possibility that asbestos containing materials may be found during demolition activities. For reasons set out in this report, the results cannot give an assurance that all asbestos materials have been found and must not be thought to do so.

It should be noted that the term “No visible asbestos containing materials identified” was used in retail and other parts of properties which were occupied or partially occupied during the inspection. It must remain a possibility that asbestos containing materials may be entombed under existing floors, above ceilings or behind walls, fixtures and fittings. Therefore, any future works in these areas should be preceded by an invasive investigation.

This report has been written with reference to the various Guidance Notes etc, issued, and current at the date of this report and describes circumstances at the site on the date the survey took place.

Specific Notes

Legislation and Codes of Practice

The Safety, Health and Welfare at Work (Exposure to Asbestos) Regulations 2006 to 2010, apply to work where there is or may be asbestos fibres present. These regulations apply in particular to any person or employer working with or removing asbestos.

In addition, Safety, Health and Welfare at Work (Construction) Regulations 2013 (SI 291 of 2013) also apply to any building, installation, repair, demolition and asbestos removal work.

Information about working with material containing asbestos cement is contained in Health and Safety Authority's document “Asbestos-containing materials (ACM's) in Workplaces – Practical Guidelines on ACM Management and Abatement”.

Provision of information

It is recommended that this report is brought to the attention of any person likely to be involved in refurbishment/demolition works.

Once asbestos materials have been identified it is essential that appropriate remedial measures be introduced prior to any structural alterations, refurbishment or demolition works commencing. All the asbestos removal works should be carried out by a competent asbestos removal contractor in accordance with Asbestos at Work Regulations 2006 to 2010. Statutory notification requirements of 14 days are required under the provisions of the Asbestos Regulations for certain works involving asbestos. The contractor appointed for removal works is responsible for deciding if a 14 day notification is required and for drawing up a plan of work for any removal works.

Competent Person

Person provided with adequate information, instruction and training for the task being undertaken and capable of demonstrating adequate and up-to-date understanding of the work being undertaken, the required control measures, the applicable legislation, and having sufficient practicable experience to apply these effectively. There are two categories of competent person, 1) competent asbestos operative and 2) specialist asbestos operative.

Appendix A – Asbestos Bulk Identification Report

ASBESTOS BULK IDENTIFICATION REPORT

Report on:

Identification of asbestos content of suspected asbestos containing materials (ACM's) sampled from the following location/site:

**No. 8/9 Moore Street & 11/12 Henry Street
Dublin 1**

TEST RESULT

SAMPLE NO	LAB. REF.	SAMPLE LOCATION	MATERIAL DESCRIPTION	ASBESTOS TYPE IDENTIFIED
S01	2028444	1 st floor sink unit	Bitumen pad	NADIS
S02	2028445	1 st floor ceiling	Textured coating	NADIS
S03	2028446	2 nd floor stairway	VFT	NADIS
S04	2028447	2 nd floor stairway	VFT adhesive	NADIS

Glossary

*NADIS = No Asbestos Detected in Sample
VFT = Vinyl Floor Tile

Chrysotile (white asbestos)





Amosite (brown asbestos)

Crocidolite (blue asbestos)





Analyst: John Kelleher







Appendix B – Schedule of Survey Sheets

Ref No.	Building or Area of Site	Location or Functional Space	Sample No.	Material Description, surface treatment and condition	Extent	Asbestos identified (presumed, strongly presumed or identified)	Product type	Condition	Surface treatment	Asbestos type	Material assessment score	Recommendations	Photo
1	No. 8/9 Moore St. No. 11/12 Henry St.	No. 8 Basement				No visible asbestos containing materials identified.							
2	No. 8/9 Moore St. No. 11/12 Henry St.	No. 8 Basement Cold stores				No visible asbestos containing materials identified.							
3	No. 8/9 Moore St. No. 11/12 Henry St.	No. 8 Basement				No visible asbestos containing materials identified.							
4	No. 8/9 Moore St. No. 11/12 Henry St.	No. 8 Basement Storerooms				No visible asbestos containing materials identified.							





<p>Key</p> <p>NAD = No asbestos detected</p> <p>AIB = Asbestos insulation board</p> <p>AC = Asbestos cement</p> <p>VFT = vinyl floor tile</p> <p>NQ = Not Quantified/Quantifiable</p> <p>SM = Square Meters</p> <p>LM = Linear Meters</p>	Confirmed Asbestos	Material Assessment Score		Risk
		Presumed/Strongly presumed ACM Or Non Accessed Area	≤ 4	Very Low
	5 - 6		Low	
	7 - 9		Medium	
		≥ 10	High	
<p>No condition assessment is normally necessary for refurbishment and demolition surveys but, where the period between survey and the event is significant, e.g. more than 3 months, then a material assessment should be conducted and interim management arrangements put in place.</p>				

Ref No.	Building or Area of Site	Location or Functional Space	Sample No.	Material Description, surface treatment and condition	Extent	Asbestos identified (presumed, strongly presumed or identified)	Product type	Condition	Surface treatment	Asbestos type	Material assessment score	Recommendations	Photo
5	No. 8/9 Moore St. No. 11/12 Henry St.	Basement WC				No visible asbestos containing materials identified.							
6	No. 8/9 Moore St. No. 11/12 Henry St.	Basement		Parquet flooring		No visible asbestos containing materials identified.							
7	No. 8/9 Moore St. No. 11/12 Henry St.	1 st floor Via spiral stairway		Integral areas of the gas boiler		Presumed asbestos						Dismantling and investigation by a competent contractor prior work likely to cause disturbance.	
8	No. 8/9 Moore St. No. 11/12 Henry St.	Upper floors over all areas				No visible asbestos containing materials identified.							





Key NAD = No asbestos detected AIB = Asbestos insulation board AC = Asbestos cement VFT = vinyl floor tile NQ = Not Quantified/Quantifiable SM = Square Meters LM = Linear Meters	Confirmed Asbestos	Material Assessment Score		Risk
	Presumed/Strongly presumed ACM Or Non Accessed Area	≤ 4		Very Low
		5 - 6		Low
		7 - 9		Medium
		≥ 10		High
No condition assessment is normally necessary for refurbishment and demolition surveys but, where the period between survey and the event is significant, e.g. more than 3 months, then a material assessment should be conducted and interim management arrangements put in place.				

Ref No.	Building or Area of Site	Location or Functional Space	Sample No.	Material Description, surface treatment and condition	Extent	Asbestos identified (presumed, strongly presumed or identified)	Product type	Condition	Surface treatment	Asbestos type	Material assessment score	Recommendations	Photo
9	No. 8/9 Moore St. No. 11/12 Henry St.	Upper floors over all areas	2028445	Textured coating to ceiling.		No visible asbestos containing materials identified.							
10	No. 8/9 Moore St. No. 11/12 Henry St.	Upper floors over all areas		Original ceilings over drop ceiling		No visible asbestos containing materials identified.							
11	No. 8/9 Moore St. No. 11/12 Henry St.	Upper floors over all areas				No visible asbestos containing materials identified.							
12	No. 8/9 Moore St. No. 11/12 Henry St.	Upper floors over all areas				No visible asbestos containing materials identified.							





Key NAD = No asbestos detected AIB = Asbestos insulation board AC = Asbestos cement VFT = vinyl floor tile NQ = Not Quantified/Quantifiable SM = Square Meters LM = Linear Meters	Confirmed Asbestos	Material Assessment Score		Risk
		≤ 4		Very Low
	5 - 6		Low	
	7 - 9		Medium	
	≥ 10		High	
Presumed/Strongly presumed ACM Or Non Accessed Area		No condition assessment is normally necessary for refurbishment and demolition surveys but, where the period between survey and the event is significant, e.g. more than 3 months, then a material assessment should be conducted and interim management arrangements put in place.		

Ref No.	Building or Area of Site	Location or Functional Space	Sample No.	Material Description, surface treatment and condition	Extent	Asbestos identified (presumed, strongly presumed or identified)	Product type	Condition	Surface treatment	Asbestos type	Material assessment score	Recommendations	Photo
13	No. 8/9 Moore St. No. 11/12 Henry St.	Upper floors over all areas				No visible asbestos containing materials identified.							
14	No. 8/9 Moore St. No. 11/12 Henry St.	1 st floor		Integral areas of dumb waiter		No visible asbestos containing materials identified.							
15	No. 8/9 Moore St. No. 11/12 Henry St.	1 st floor		Brake shoes to dumb waiter motor		Presumed asbestos						Investigation by a competent contractor prior to work likely to cause disturbance.	
16	No. 8/9 Moore St. No. 11/12 Henry St.	1 st floor		WC		No visible asbestos containing materials identified.							


Key NAD = No asbestos detected AIB = Asbestos insulation board AC = Asbestos cement VFT = vinyl floor tile NQ = Not Quantified/Quantifiable SM = Square Meters LM = Linear Meters	Confirmed Asbestos	Material Assessment Score		Risk	
	Presumed/Strongly presumed ACM Or Non Accessed Area	≤ 4		Very Low	
		5 - 6		Low	
		7 - 9		Medium	
		≥ 10		High	
No condition assessment is normally necessary for refurbishment and demolition surveys but, where the period between survey and the event is significant, e.g. more than 3 months, then a material assessment should be conducted and interim management arrangements put in place.					

Ref No.	Building or Area of Site	Location or Functional Space	Sample No.	Material Description, surface treatment and condition	Extent	Asbestos identified (presumed, strongly presumed or identified)	Product type	Condition	Surface treatment	Asbestos type	Material assessment score	Recommendations	Photo
17	No. 8/9 Moore St. No. 11/12 Henry St.	1 st floor Ductwork				No visible asbestos containing materials identified.							
18	No. 8/9 Moore St. No. 11/12 Henry St.	1 st floor Kitchen				No visible asbestos containing materials identified.							
19	No. 8/9 Moore St. No. 11/12 Henry St.	1 st floor				No visible asbestos containing materials identified.							
20	No. 8/9 Moore St. No. 11/12 Henry St.	Ground floor				No visible asbestos containing materials identified.							

Key NAD = No asbestos detected AIB = Asbestos insulation board AC = Asbestos cement VFT = vinyl floor tile NQ = Not Quantified/Quantifiable SM = Square Meters LM = Linear Meters	Confirmed Asbestos	Material Assessment Score		Risk		
		≤ 4		Very Low		
	Presumed/Strongly presumed ACM Or Non Accessed Area		5 - 6		Low	
			7 - 9		Medium	
			≥ 10		High	
No condition assessment is normally necessary for refurbishment and demolition surveys but, where the period between survey and the event is significant, e.g. more than 3 months, then a material assessment should be conducted and interim management arrangements put in place.						

Ref No.	Building or Area of Site	Location or Functional Space	Sample No.	Material Description, surface treatment and condition	Extent	Asbestos identified (presumed, strongly presumed or identified)	Product type	Condition	Surface treatment	Asbestos type	Material assessment score	Recommendations	Photo
21	No. 8/9 Moore St. No. 11/12 Henry St.	Ground floor				No visible asbestos containing materials identified.							
22	No. 8/9 Moore St. No. 11/12 Henry St.	Ground floor Shop				No visible asbestos containing materials identified.							
23	No. 8/9 Moore St. No. 11/12 Henry St.	Ground floor Hairdressers				No visible asbestos containing materials identified.							
24	No. 8/9 Moore St. No. 11/12 Henry St.	Ground floor Ceilings				No visible asbestos containing materials identified.							

Key NAD = No asbestos detected AIB = Asbestos insulation board AC = Asbestos cement VFT = vinyl floor tile NQ = Not Quantified/Quantifiable SM = Square Meters LM = Linear Meters	Confirmed Asbestos	Material Assessment Score		Risk
		Presumed/Strongly presumed ACM Or Non Accessed Area	≤ 4	Very Low
	5 - 6		Low	
	7 - 9		Medium	
		≥ 10	High	
No condition assessment is normally necessary for refurbishment and demolition surveys but, where the period between survey and the event is significant, e.g. more than 3 months, then a material assessment should be conducted and interim management arrangements put in place.				

Ref No.	Building or Area of Site	Location or Functional Space	Sample No.	Material Description, surface treatment and condition	Extent	Asbestos identified (presumed, strongly presumed or identified)	Product type	Condition	Surface treatment	Asbestos type	Material assessment score	Recommendations	Photo
25	No. 8/9 Moore St. No. 11/12 Henry St.	Roofs		Roofing felts		Presumed to contain asbestos						Investigation prior to work likely to cause disturbance.	

Key NAD = No asbestos detected AIB = Asbestos insulation board AC = Asbestos cement VFT = vinyl floor tile NQ = Not Quantified/Quantifiable SM = Square Meters LM = Linear Meters	Confirmed Asbestos	Material Assessment Score		Risk
			≤ 4	Very Low
	Presumed/Strongly presumed ACM Or Non Accessed Area		5 - 6	Low
			7 - 9	Medium
			≥ 10	High
No condition assessment is normally necessary for refurbishment and demolition surveys but, where the period between survey and the event is significant, e.g. more than 3 months, then a material assessment should be conducted and interim management arrangements put in place.				



ABOUT SAFETY LTD.

ASBESTOS | LEAD BASED PAINT | MOULD | SILICA DUST | HAZMAT
SURVEYING & TESTING
RISK MANAGEMENT | PROJECT MANAGEMENT

Refurbishment & Demolition Asbestos Survey

Location: *No. 10-12 Moore Street
Dublin 1*

Client: *Dublin Central GP Ltd*

Instructing Party: *Certo Management Services*

Survey Date: *October 8th, 2020*

Prepared by: *John Kelleher, About Safety Ltd.*