



APPENDIX 14-1



*SPEED SURVEY – L6230 – TRAFFINOMICS
LTD*

Site Location



Site Location



	Job number: TRA/21/104	Job Date: Week Commencing Thursday 17 th June 2021	Drawing No: TRA/21/104-01	
	Client: Alan Lipscombe		Author: SPW	

**SITE 01
NORTHBOUND**

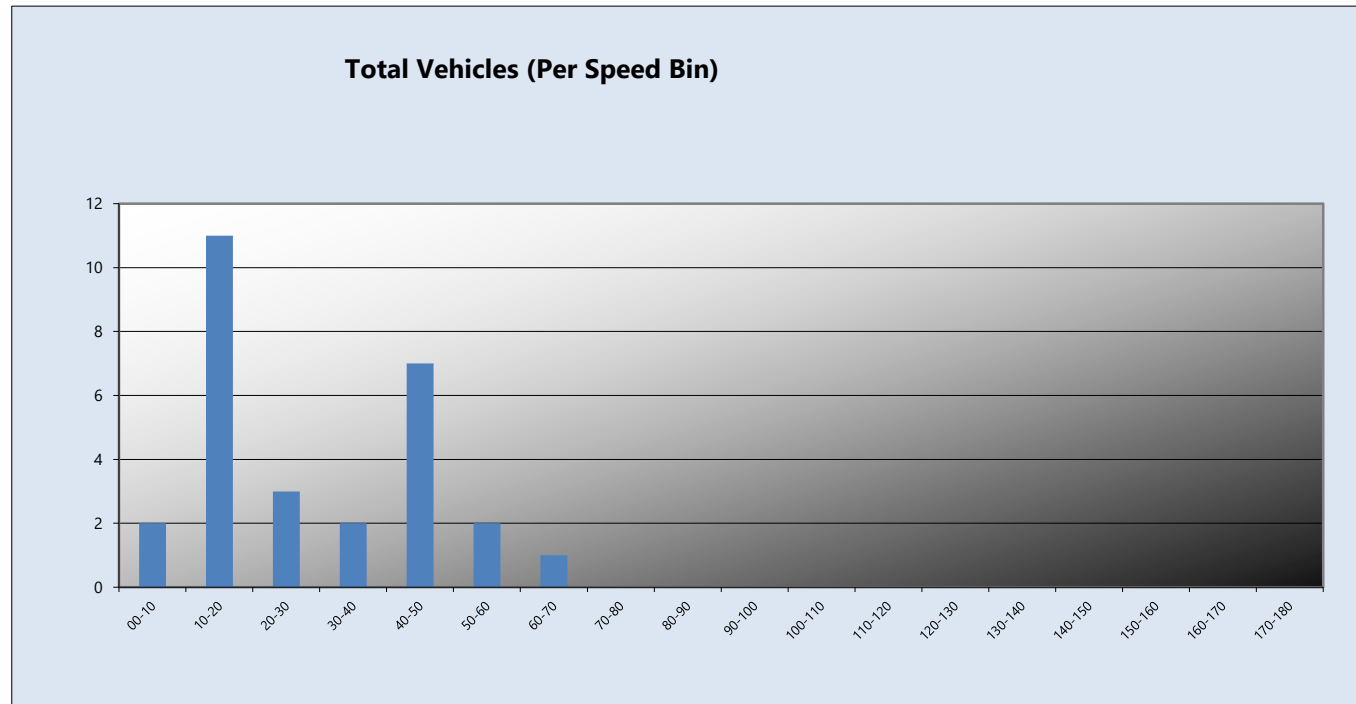
Profile:

Filter time: 07:00 17th June 2021 => 19:00 17th June 2021
 Speed range: 0 - 200 km/h.
 Separation: Greater than 4.00 seconds. - (Headway)
 Units: Metric (meter, kilometer, m/s, km/h, kg, tonne)

Vehicles = 28
 Maximum = 61.1 km/h, Minimum = 7.0 km/h, Mean = 29.5 km/h
 85% Speed = 48.24 km/h, 95% Speed = 57.99 km/h, Median = 23.54 km/h
 20 km/h Pace = 6 - 26, Number in Pace = 15 (53.57%)
 Variance = 285.62, Standard Deviation = 16.90 km/h

Speed Bins:

Speed KPH	Bin	
	No.	%
00-10	2	7.1
10-20	11	39.3
20-30	3	10.7
30-40	2	7.1
40-50	7	25.0
50-60	2	7.1
60-70	1	3.6
70-80	0	0.0
80-90	0	0.0
90-100	0	0.0
100-110	0	0.0
110-120	0	0.0
120-130	0	0.0
130-140	0	0.0
140-150	0	0.0
150-160	0	0.0
160-170	0	0.0
170-180	0	0.0



**SITE 01
SOUTHBOUND**

Profile:

Filter time: 07:00 17th June 2021 => 19:00 17th June 2021
 Speed range: 0 - 200 km/h.
 Separation: Greater than 4.00 seconds. - (Headway)
 Units: Metric (meter, kilometer, m/s, km/h, kg, tonne)

Vehicles = 28
 Maximum = 55.2 km/h, Minimum = 0.0 km/h, Mean = 26.0 km/h
 85% Speed = 44.78 km/h, 95% Speed = 54.00 km/h, Median = 23.81 km/h
 20 km/h Pace = 0 - 20, Number in Pace = 12 (42.86%)
 Variance = 288.40, Standard Deviation = 16.98 km/h

Speed Bins:

Speed KPH	Bin	
	No.	%
00-10	5	17.9
10-20	7	25.0
20-30	3	10.7
30-40	6	21.4
40-50	5	17.9
50-60	2	7.1
60-70	0	0.0
70-80	0	0.0
80-90	0	0.0
90-100	0	0.0
100-110	0	0.0
110-120	0	0.0
120-130	0	0.0
130-140	0	0.0
140-150	0	0.0
150-160	0	0.0
160-170	0	0.0
170-180	0	0.0

