

**PROJECT**

PROPOSED RESIDENTIAL DEVELOPMENT AT COOLAGAD, GREYSTONES, CO. WICKLOW

**CLIENT**

CAIRN HOMES PROPERTIES LIMITED



**CONSULTANT**

AECOM  
4th Floor Adelphi Plaza,  
George's Street Upper,  
Dun Laoghaire,  
Co Dublin  
Tel:+353 (0)1 696 6220  
www.aecom.com

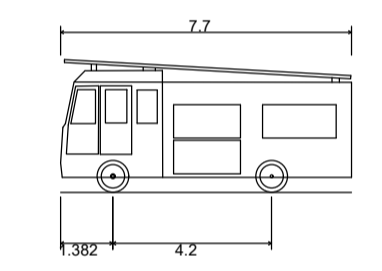
**NOTES**

- THIS DRAWING IS TO BE READ IN CONJUNCTION WITH ALL OTHER RELEVANT ARCHITECTURAL AND ENGINEERING DRAWINGS. ANY DISCREPANCIES, ERRORS OR OMISSIONS TO BE BROUGHT TO THE ATTENTION OF THE DESIGNER.
- ALL DIMENSIONS TO BE CHECKED BY THE CONTRACTOR ON SITE PRIOR TO COMMENCEMENT OF WORKS.
- AECOM LIMITED TO BE INFORMED BY THE CONTRACTOR OF ANY DISCREPANCIES PRIOR TO THE COMMENCEMENT OF WORKS ON SITE.
- DIMENSIONS OF ALL BOUNDARIES AND ADJOINING ROADS TO BE CHECKED ON SITE PRIOR TO COMMENCEMENT OF WORKS.

**SWEEP PATH ANALYSIS**

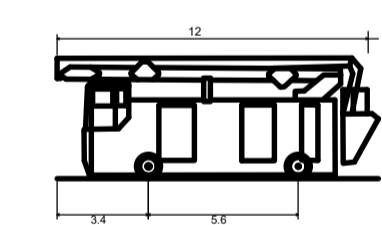
-  SWEEP PATH FORWARDS MOVEMENT
-  SWEEP PATH BACKWARDS MOVEMENT

**Dennis Sabre Fire Tender (LWB)**



Overall Length ..... 7.700m  
Overall Width ..... 2.430m  
Overall Body Height ..... 3.512m  
Min Body Ground Clearance ..... 0.397m  
Track Width ..... 2.380m  
Lock to Lock Time ..... 5.00 sec  
Kerb to Kerb Turning Radius ..... 7.400m

**AERIAL PLATFORM / TURNTABLE LADDER**



Overall Length ..... 12.000m  
Overall Width ..... 2.550m  
Overall Body Height ..... 4.500m  
Min Body Ground Clearance ..... 0.130m  
Track Width ..... 2.550m  
Lock to lock time ..... 4.00s  
Kerb to Kerb Turning Radius ..... 13.750m



**ISSUE/REVISION**

0	11.03.2022	ISSUED FOR PLANNING
I/R	DATE	DESCRIPTION

**PROJECT NUMBER**

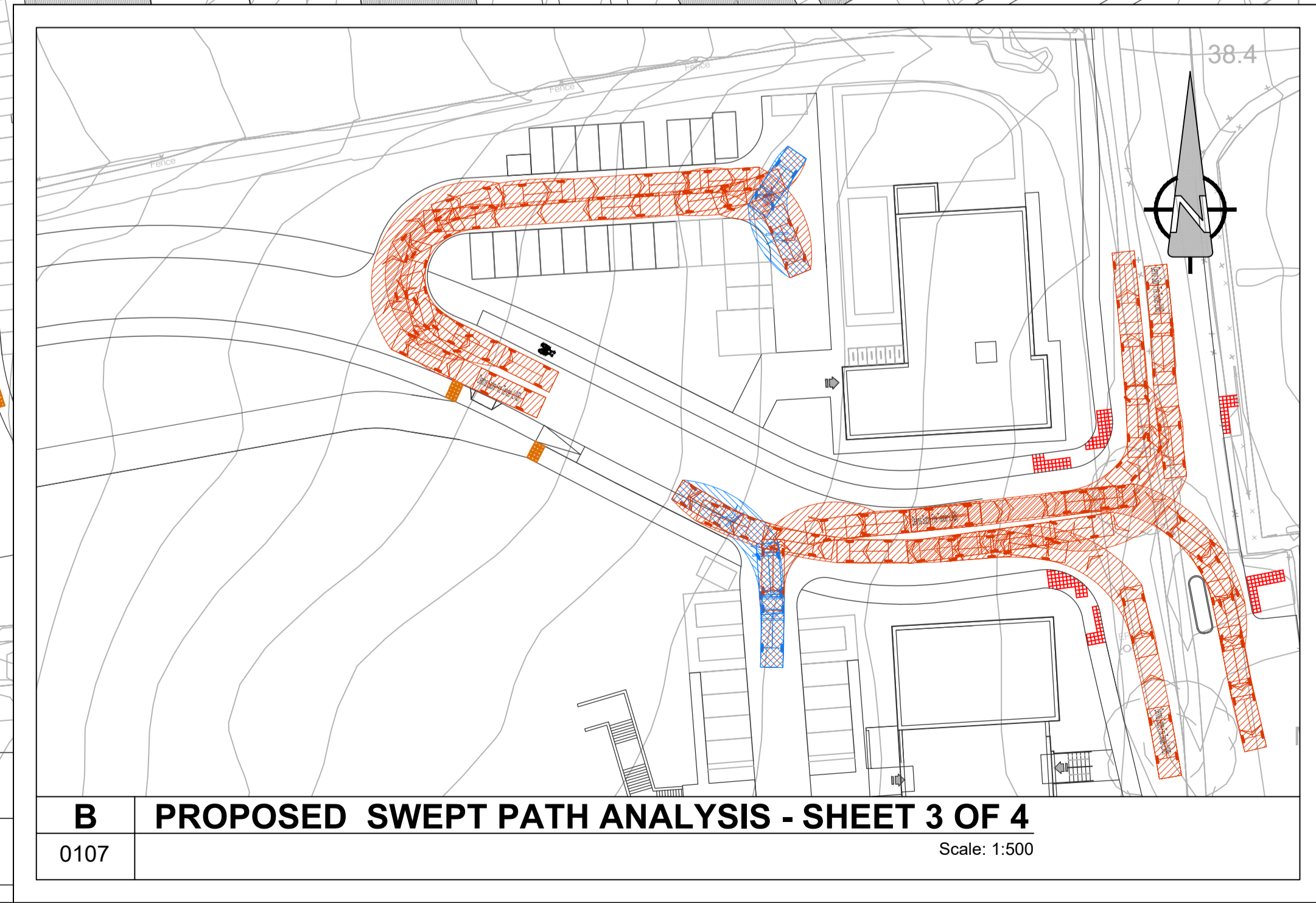
60578132

**SHEET TITLE**

PROPOSED SWEEP PATH ANALYSIS SHEET 3 OF 4

**SHEET NUMBER**

COO-ACM-00-00-DR-CE-00-0107



**B PROPOSED SWEEP PATH ANALYSIS - SHEET 3 OF 4**  
0107 Scale: 1:500

**A PROPOSED SWEEP PATH ANALYSIS - SHEET 3 OF 4**  
0107 Scale: 1:500

Project Management Initials: Drawn By: HB Checked: MI Approved: LS  
 ISO A1 594mm x 841mm  
 Last saved by: KARL MULLIGAN(2022\_03\_11) Last Plotted: 2022\_03\_11  
 Filename: \\T2.21.128\ALF\EN\ADUBLIN\EDBL2\LEGACY\IEDBL2\PROJECTS\CI60641912\_COOLAGAD\900\_CAD\_GIS\904\_CE01\_WIP02\_SHEETS\COO-ACM-00-00-DR-CE-00-0105-0108.DWG

This drawing has been prepared for the use of AECOM's client. It may not be used, modified, reproduced or relied upon by third parties, except as agreed by AECOM or as required by law. AECOM accepts no responsibility, and denies any liability, whatsoever, to any party that uses or relies on this drawing without AECOM's express written consent. Do not scale this document. All measurements must be obtained from the stated dimensions.