








Legend

-  **SITE APPLICATION BOUNDARY**
-  **Boundary Type 1**
Min. 1.8m high, concrete post and concrete base timber panel fence for rear garden boundary. Refer to Detail 01, Drawing 111.
-  **Boundary Type 2**
Min. 1.8m high concrete post and timber panel fence over retaining wall. Refer to Detail 02, Drawing 111.
-  **Boundary Type 3**
Proposed formal hedging to front garden boundaries.
-  **Boundary Type 4**
Proposed 2.0m high blockwork wall over retaining reinforced concrete wall. Render finish to public realm side to match architectural facade of buildings. Refer to Detail 03, Drawing 111.
-  **Boundary Type 5**
Min. 2.0m high blockwork wall, render finish to public realm side. Finish to match architectural facade of buildings. Refer to Detail 04, Drawing 111.
-  **Boundary Type 6**
Min 1.8m high, steel, plain-top railing. Refer to Detail 05, Drawing 111.

THIS DRAWING IS COPYRIGHT ©		Scale: 1:500 @ A1	Status: PLANNING
notes	DO NOT SCALE	Date: 14.03.22	Dr: JMcC
	figured dimensions only to be taken from this drawing	Job No: 0402	Chd: KF
		Drawing No: 110	Rev:
Kevin Fitzpatrick Landscape Architecture 4 Main Street Raheny Dublin 5 E: info@kfa.ie W: www.kfa.ie			