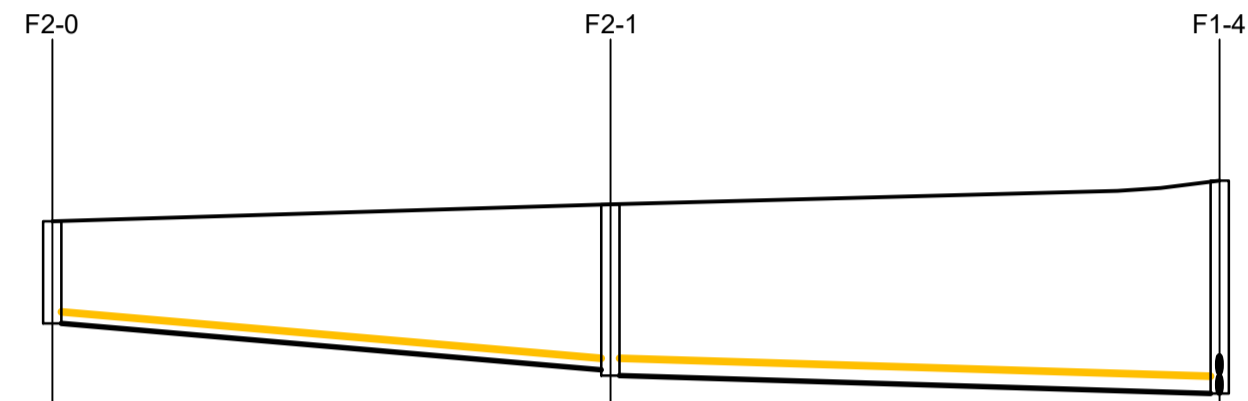


**F1-0 TO EXFMH LONGSECTION**

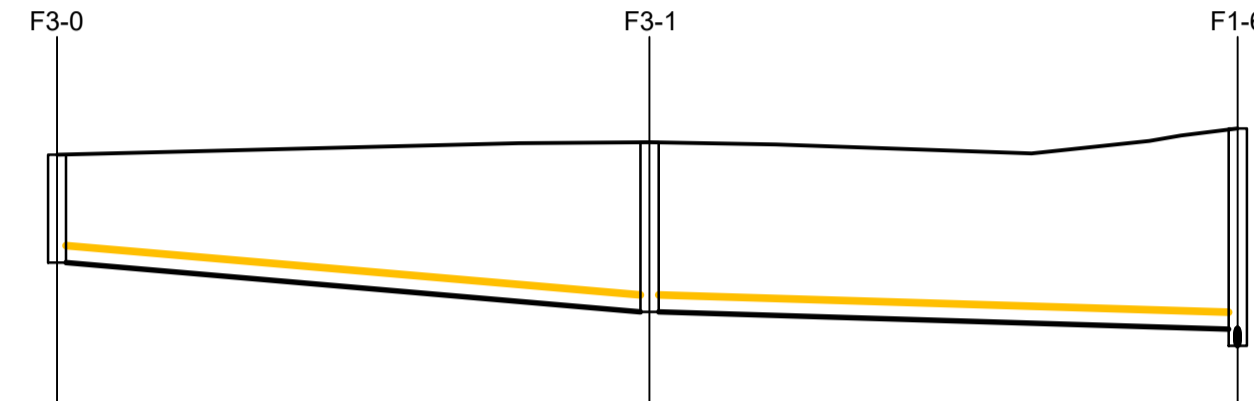
HORIZONTAL SCALE 1:1000  
VERTICAL SCALE 1:200



Link Name	F2.000	F2.001
Section Type	150mm	225mm
Slope	1:60.0	1:170.0
Cover Level	64.596	64.819
Invert Level	63.246	62.631
Length	36.910	40.293

**F2-0 TO F1-4 LONG SECTION**


HORIZONTAL SCALE 1:500  
VERTICAL SCALE 1:100



Link Name	F3.000	F3.001
Section Type	225mm	225mm
Slope	1:60.0	1:169.9
Cover Level	64.441	64.608
Invert Level	63.016	62.363
Length	39.180	38.902

**F3-0 TO 1-6 LONG SECTION**

HORIZONTAL SCALE 1:500  
VERTICAL SCALE 1:100



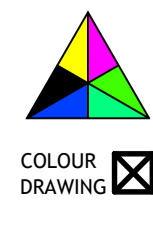
Link Name	F4.000	F4.001
Section Type	225mm	225mm
Slope	1:60.0	1:169.9
Cover Level	64.269	64.442
Invert Level	62.844	62.403
Length	26.439	77.471

**F4-0 TO F1-7 LONG SECTION**

HORIZONTAL SCALE 1:500  
VERTICAL SCALE 1:100

© PUNCH Consulting Engineers

This drawing and any design hereon is the copyright of the Consultants and must not be reproduced without their written consent. All drawings remain the property of the Consultants. Figured dimension only to be taken from this drawing. Consultants to be informed immediately of any discrepancies before work proceeds.



Date Drawn: 2019-02-27  
Drawn By: T Hanley  
Date Issued: 2021-03-01  
Issued By: IBS



Rev	Amendment	By	Date
PL0	PLANNING ISSUE	IBS	2022/03/11
PL1	PLANNING ISSUE	IBS	2022/03/28

Client:  
1 CARRICKMINES LANDS LTD.

Job: PRIORSLAND CHERRYWOOD SHD  
Title: FOUL SEWER LONGITUDINAL SECTIONS - SHEET 1 - PERMANENT PROPOSAL  
PUNCH consulting engineers  
Dublin|Limerick|Cork|Galway|Glasgow  
Carnegie House, Library Road, Dun Laoghaire, Co. Dublin, A96 C7W7  
IRL: +353 1 271 2200 www.punchconsulting.com

Stage: PLANNING  
Scale @ A1: AS NOTED  
Technician Check: TH  
Engineer Check: MCD  
Approved: PC  
Drawing No: 182-186-026  
Rev: PL1