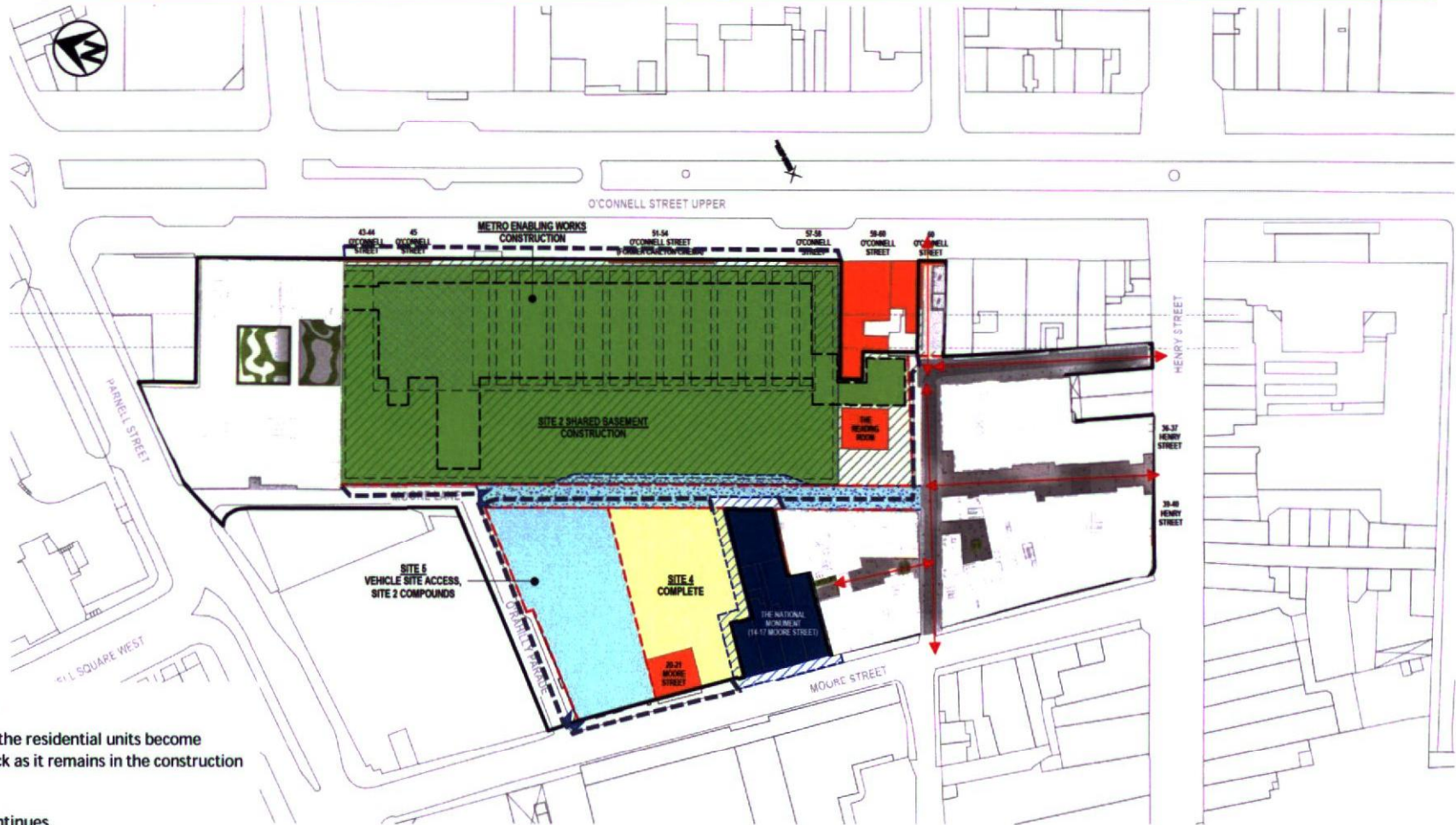


| 2022 |    |    |    | 2023 |    |    |    | 2024 |    |    |    | 2025 |    |    |    | 2026 |    |    |    | 2027 |    |    |    | 2028 |    |    |    | 2029 |    |    |    | 2030 |    |    |    | 2031 |    |    |    | 2032 |    |    |    | 2033 |  |  |  |  |  |  |  |
|------|----|----|----|------|----|----|----|------|----|----|----|------|----|----|----|------|----|----|----|------|----|----|----|------|----|----|----|------|----|----|----|------|----|----|----|------|----|----|----|------|----|----|----|------|--|--|--|--|--|--|--|
| Q1   | Q2 | Q3 | Q4 | Q1   | Q2 | Q3 | Q4 | Q1   | Q2 | Q3 | Q4 | Q1   | Q2 | Q3 | Q4 | Q1   | Q2 | Q3 | Q4 | Q1   | Q2 | Q3 | Q4 | Q1   | Q2 | Q3 | Q4 | Q1   | Q2 | Q3 | Q4 | Q1   | Q2 | Q3 | Q4 | Q1   | Q2 | Q3 | Q4 | Q1   | Q2 | Q3 | Q4 |      |  |  |  |  |  |  |  |
|      |    |    |    |      |    |    |    |      |    |    |    |      |    |    |    |      |    |    |    |      |    |    |    |      |    |    |    |      |    |    |    |      |    |    |    |      |    |    |    |      |    |    |    |      |  |  |  |  |  |  |  |



**Principal activities taking place:**

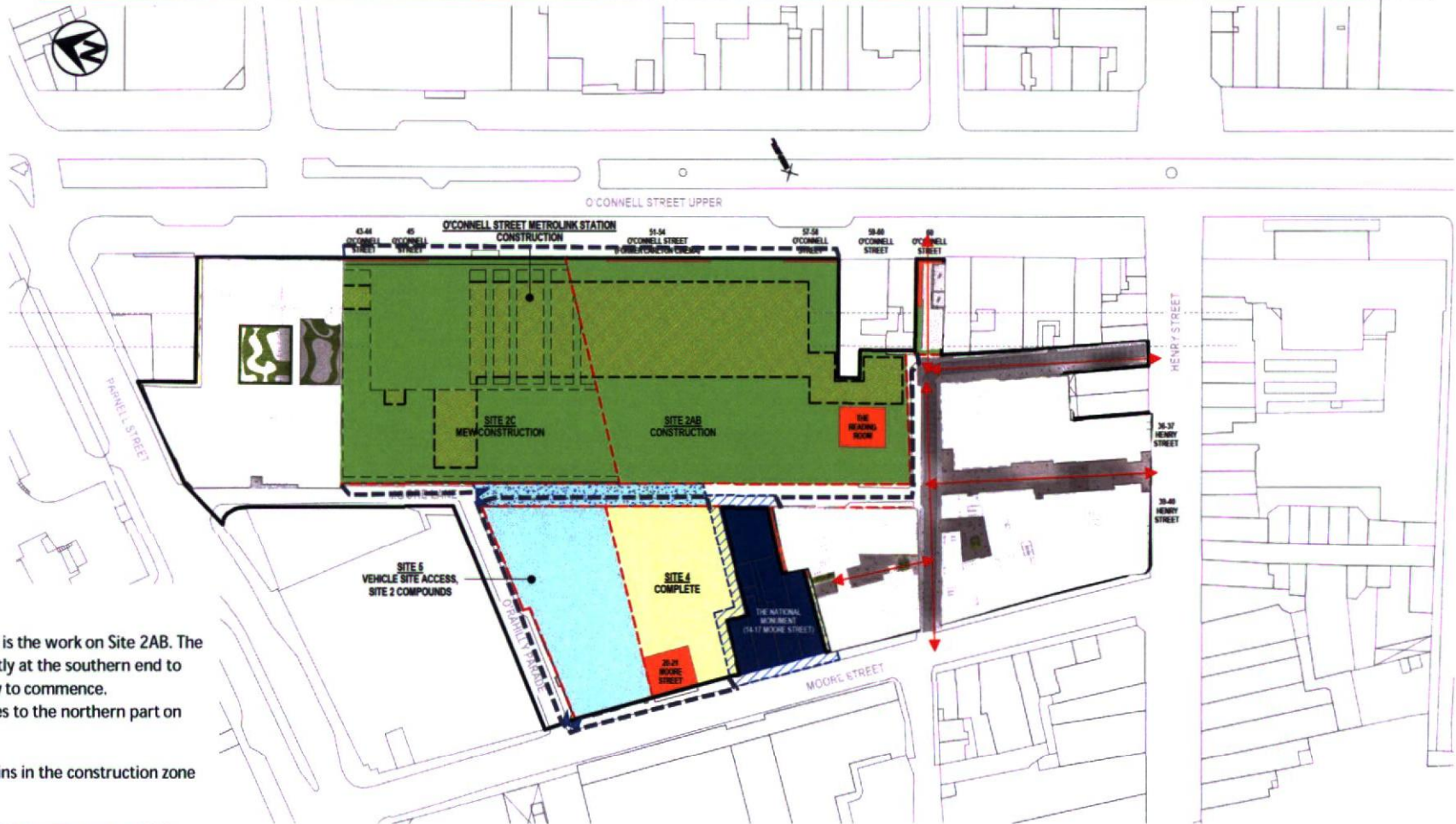
Site 4 South now completes and the residential units become occupied. Site 4 North is held back as it remains in the construction zone without safe public access.

The construction of the MEW continues.

Site 5 remains hoarded off to provide the necessary vehicle unloading area to service all of the construction sites.

**PRELIMINARY PROJECT PROGRAMME – INDICATIVE ONLY**

| 2022 |    |    |    | 2023 |    |    |    | 2024 |    |    |    | 2025 |    |    |    | 2026 |    |    |    | 2027 |    |    |    | 2028 |    |    |    | 2029 |    |    |    | 2030 |    |    |    | 2031 |    |    |    | 2032 |    |    |    | 2033 |  |  |  |  |  |  |  |
|------|----|----|----|------|----|----|----|------|----|----|----|------|----|----|----|------|----|----|----|------|----|----|----|------|----|----|----|------|----|----|----|------|----|----|----|------|----|----|----|------|----|----|----|------|--|--|--|--|--|--|--|
| Q1   | Q2 | Q3 | Q4 | Q1   | Q2 | Q3 | Q4 | Q1   | Q2 | Q3 | Q4 | Q1   | Q2 | Q3 | Q4 | Q1   | Q2 | Q3 | Q4 | Q1   | Q2 | Q3 | Q4 | Q1   | Q2 | Q3 | Q4 | Q1   | Q2 | Q3 | Q4 | Q1   | Q2 | Q3 | Q4 | Q1   | Q2 | Q3 | Q4 | Q1   | Q2 | Q3 | Q4 |      |  |  |  |  |  |  |  |
|      |    |    |    |      |    |    |    |      |    |    |    |      |    |    |    |      |    |    |    |      |    |    |    |      |    |    |    |      |    |    |    |      |    |    |    |      |    |    |    |      |    |    |    |      |  |  |  |  |  |  |  |



**Principal activities taking place:**

The principal change on this image is the work on Site 2AB. The MEW are now completed sufficiently at the southern end to allow Site 2AB construction activity to commence. Construction on the MEW continues to the northern part on Site 2C.

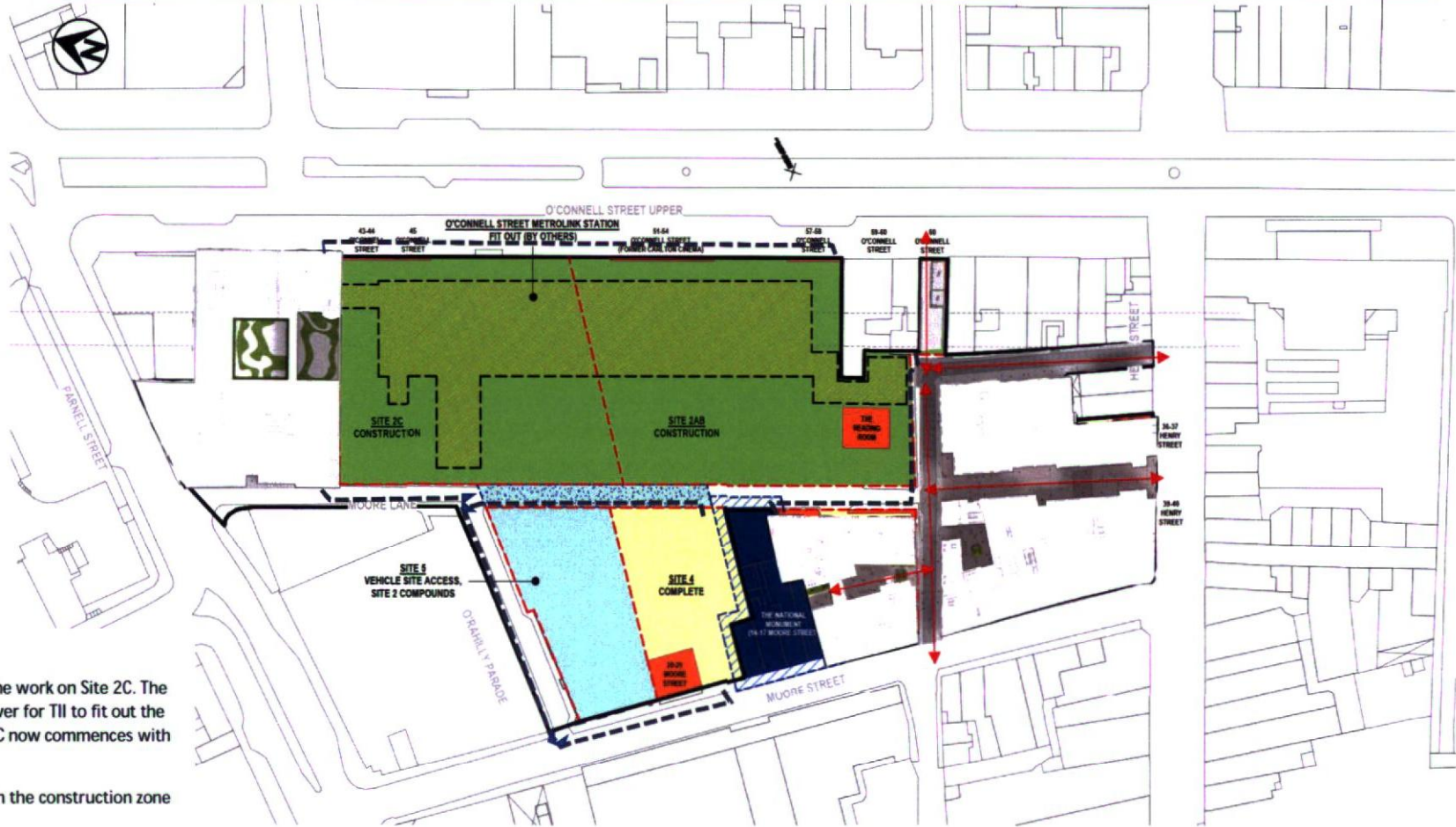
Site 4 North is held back as it remains in the construction zone without safe public access.

Site 5 remains hoarded off to provide the necessary vehicle unloading area to service all of the construction sites.

PRELIMINARY PROJECT PROGRAMME - INDICATIVE ONLY



| 2022 |    |    |    | 2023 |    |    |    | 2024 |    |    |    | 2025 |    |    |    | 2026 |    |    |    | 2027 |    |    |    | 2028 |    |    |    | 2029 |    |    |    | 2030 |    |    |    | 2031 |    |    |    | 2032 |    |    |    | 2033 |  |  |  |  |  |  |  |
|------|----|----|----|------|----|----|----|------|----|----|----|------|----|----|----|------|----|----|----|------|----|----|----|------|----|----|----|------|----|----|----|------|----|----|----|------|----|----|----|------|----|----|----|------|--|--|--|--|--|--|--|
| Q1   | Q2 | Q3 | Q4 | Q1   | Q2 | Q3 | Q4 | Q1   | Q2 | Q3 | Q4 | Q1   | Q2 | Q3 | Q4 | Q1   | Q2 | Q3 | Q4 | Q1   | Q2 | Q3 | Q4 | Q1   | Q2 | Q3 | Q4 | Q1   | Q2 | Q3 | Q4 | Q1   | Q2 | Q3 | Q4 | Q1   | Q2 | Q3 | Q4 | Q1   | Q2 | Q3 | Q4 |      |  |  |  |  |  |  |  |
|      |    |    |    |      |    |    |    |      |    |    |    |      |    |    |    |      |    |    |    |      |    |    |    |      |    |    |    |      |    |    |    |      |    |    |    |      |    |    |    |      |    |    |    |      |  |  |  |  |  |  |  |
|      |    |    |    |      |    |    |    |      |    |    |    |      |    |    |    |      |    |    |    |      |    |    |    |      |    |    |    |      |    |    |    |      |    |    |    |      |    |    |    |      |    |    |    |      |  |  |  |  |  |  |  |



**Principal activities taking place:**

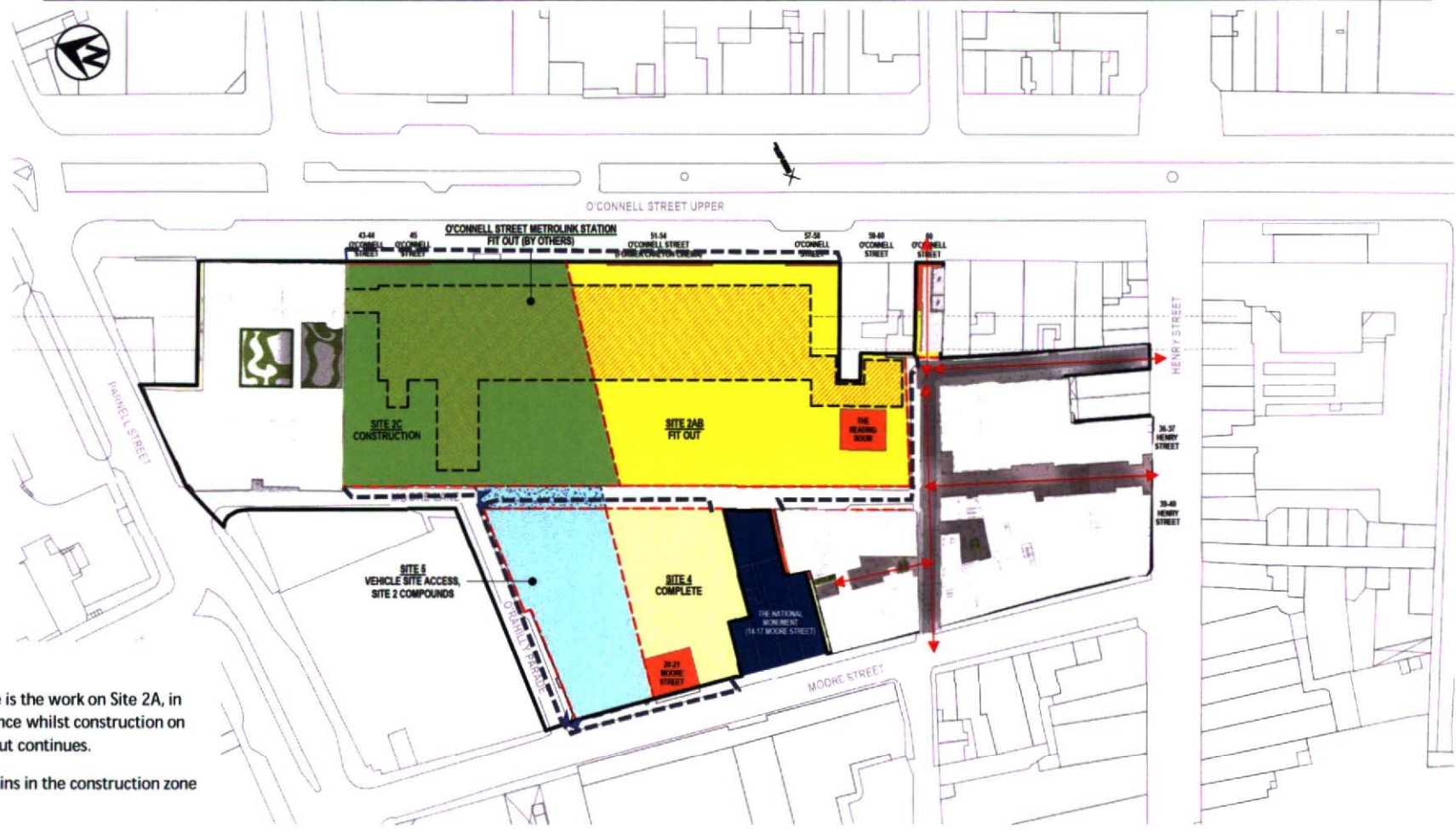
The principal change on this image is the work on Site 2C. The MEW are now complete and handed over for TII to fit out the station, connect the tunnels etc. Site 2C now commences with its construction activity.

Site 4 North is held back as it remains in the construction zone without safe public access.

Site 5 remains hoarded off to provide the necessary vehicle unloading area to service all of the construction sites.

PRELIMINARY PROJECT PROGRAMME - INDICATIVE ONLY

| 2022 |    |    |    | 2023 |    |    |    | 2024 |    |    |    | 2025 |    |    |    | 2026 |    |    |    | 2027 |    |    |    | 2028 |    |    |    | 2029 |    |    |    | 2030 |    |    |    | 2031 |    |    |    | 2032 |    |    |    | 2033 |  |  |  |  |  |  |  |  |  |  |  |
|------|----|----|----|------|----|----|----|------|----|----|----|------|----|----|----|------|----|----|----|------|----|----|----|------|----|----|----|------|----|----|----|------|----|----|----|------|----|----|----|------|----|----|----|------|--|--|--|--|--|--|--|--|--|--|--|
| Q1   | Q2 | Q3 | Q4 | Q1   | Q2 | Q3 | Q4 | Q1   | Q2 | Q3 | Q4 | Q1   | Q2 | Q3 | Q4 | Q1   | Q2 | Q3 | Q4 | Q1   | Q2 | Q3 | Q4 | Q1   | Q2 | Q3 | Q4 | Q1   | Q2 | Q3 | Q4 | Q1   | Q2 | Q3 | Q4 | Q1   | Q2 | Q3 | Q4 | Q1   | Q2 | Q3 | Q4 |      |  |  |  |  |  |  |  |  |  |  |  |
|      |    |    |    |      |    |    |    |      |    |    |    |      |    |    |    |      |    |    |    |      |    |    |    |      |    |    |    |      |    |    |    |      |    |    |    |      |    |    |    |      |    |    |    |      |  |  |  |  |  |  |  |  |  |  |  |



**Principal activities taking place:**

The principal change on this image is the work on Site 2A, in that fitting out works now commence whilst construction on Site 2C continues. The Station fit out continues.

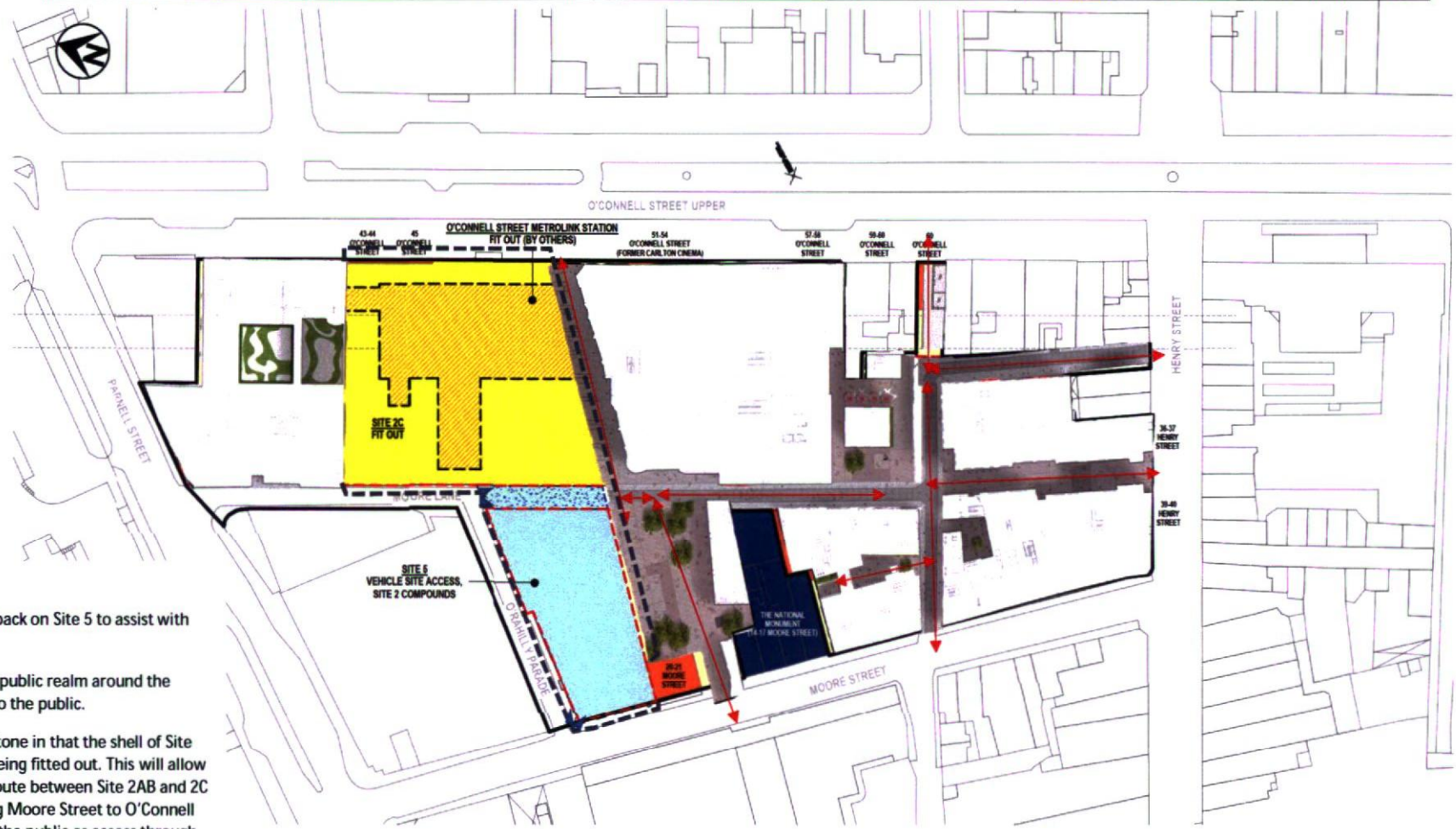
Site 4 North is held back as it remains in the construction zone without safe public access.

Site 5 remains hoarded off to provide the necessary vehicle unloading area to service all of the construction sites.

PRELIMINARY PROJECT PROGRAMME - INDICATIVE ONLY



| 2022 |    |    |    | 2023 |    |    |    | 2024 |    |    |    | 2025 |    |    |    | 2026 |    |    |    | 2027 |    |    |    | 2028 |    |    |    | 2029 |    |    |    | 2030 |    |    |    | 2031 |    |    |    | 2032 |    |    |    | 2033 |  |  |  |  |  |  |  |
|------|----|----|----|------|----|----|----|------|----|----|----|------|----|----|----|------|----|----|----|------|----|----|----|------|----|----|----|------|----|----|----|------|----|----|----|------|----|----|----|------|----|----|----|------|--|--|--|--|--|--|--|
| Q1   | Q2 | Q3 | Q4 | Q1   | Q2 | Q3 | Q4 | Q1   | Q2 | Q3 | Q4 | Q1   | Q2 | Q3 | Q4 | Q1   | Q2 | Q3 | Q4 | Q1   | Q2 | Q3 | Q4 | Q1   | Q2 | Q3 | Q4 | Q1   | Q2 | Q3 | Q4 | Q1   | Q2 | Q3 | Q4 | Q1   | Q2 | Q3 | Q4 | Q1   | Q2 | Q3 | Q4 |      |  |  |  |  |  |  |  |
|      |    |    |    |      |    |    |    |      |    |    |    |      |    |    |    |      |    |    |    |      |    |    |    |      |    |    |    |      |    |    |    |      |    |    |    |      |    |    |    |      |    |    |    |      |  |  |  |  |  |  |  |



PRELIMINARY PROJECT PROGRAMME – INDICATIVE ONLY

**Principal activities taking place:**

This image shows the works held back on Site 5 to assist with the Station fit out as necessary.

Site 2AB will be complete and the public realm around the Reading room will be opened up to the public.

It also shows another major milestone in that the shell of Site 2C will now be complete and be being fitted out. This will allow the full extent of the pedestrian route between Site 2AB and 2C to be opened for public use linking Moore Street to O'Connell Street. Site 4 North now opens to the public as access through the new square is provided.

The Station fit out continues.





| 2022 |    |    |    | 2023 |    |    |    | 2024 |    |    |    | 2025 |    |    |    | 2026 |    |    |    | 2027 |    |    |    | 2028 |    |    |    | 2029 |    |    |    | 2030 |    |    |    | 2031 |    |    |    | 2032 |    |    |    | 2033 |  |  |  |  |  |  |  |
|------|----|----|----|------|----|----|----|------|----|----|----|------|----|----|----|------|----|----|----|------|----|----|----|------|----|----|----|------|----|----|----|------|----|----|----|------|----|----|----|------|----|----|----|------|--|--|--|--|--|--|--|
| Q1   | Q2 | Q3 | Q4 | Q1   | Q2 | Q3 | Q4 | Q1   | Q2 | Q3 | Q4 | Q1   | Q2 | Q3 | Q4 | Q1   | Q2 | Q3 | Q4 | Q1   | Q2 | Q3 | Q4 | Q1   | Q2 | Q3 | Q4 | Q1   | Q2 | Q3 | Q4 | Q1   | Q2 | Q3 | Q4 | Q1   | Q2 | Q3 | Q4 | Q1   | Q2 | Q3 | Q4 |      |  |  |  |  |  |  |  |
|      |    |    |    |      |    |    |    |      |    |    |    |      |    |    |    |      |    |    |    |      |    |    |    |      |    |    |    |      |    |    |    |      |    |    |    |      |    |    |    |      |    |    |    |      |  |  |  |  |  |  |  |



**Principal activities taking place:**

This image shows the works continuing with the construction of Site 5

The Station is now being commissioned.

PRELIMINARY PROJECT PROGRAMME – INDICATIVE ONLY

| 2022 |    |    |    | 2023 |    |    |    | 2024 |    |    |    | 2025 |    |    |    | 2026 |    |    |    | 2027 |    |    |    | 2028 |    |    |    | 2029 |    |    |    | 2030 |    |    |    | 2031 |    |    |    | 2032 |    |    |    | 2033 |  |  |  |  |  |  |  |
|------|----|----|----|------|----|----|----|------|----|----|----|------|----|----|----|------|----|----|----|------|----|----|----|------|----|----|----|------|----|----|----|------|----|----|----|------|----|----|----|------|----|----|----|------|--|--|--|--|--|--|--|
| Q1   | Q2 | Q3 | Q4 | Q1   | Q2 | Q3 | Q4 | Q1   | Q2 | Q3 | Q4 | Q1   | Q2 | Q3 | Q4 | Q1   | Q2 | Q3 | Q4 | Q1   | Q2 | Q3 | Q4 | Q1   | Q2 | Q3 | Q4 | Q1   | Q2 | Q3 | Q4 | Q1   | Q2 | Q3 | Q4 | Q1   | Q2 | Q3 | Q4 | Q1   | Q2 | Q3 | Q4 |      |  |  |  |  |  |  |  |
|      |    |    |    |      |    |    |    |      |    |    |    |      |    |    |    |      |    |    |    |      |    |    |    |      |    |    |    |      |    |    |    |      |    |    |    |      |    |    |    |      |    |    |    |      |  |  |  |  |  |  |  |



**Principal activities taking place:**

This image shows the completed development.

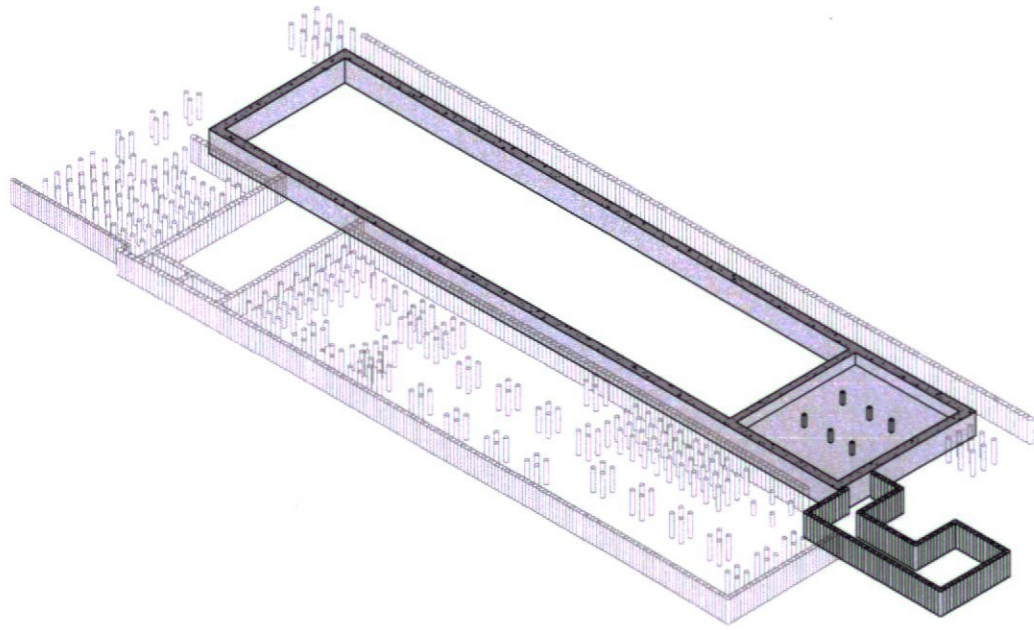
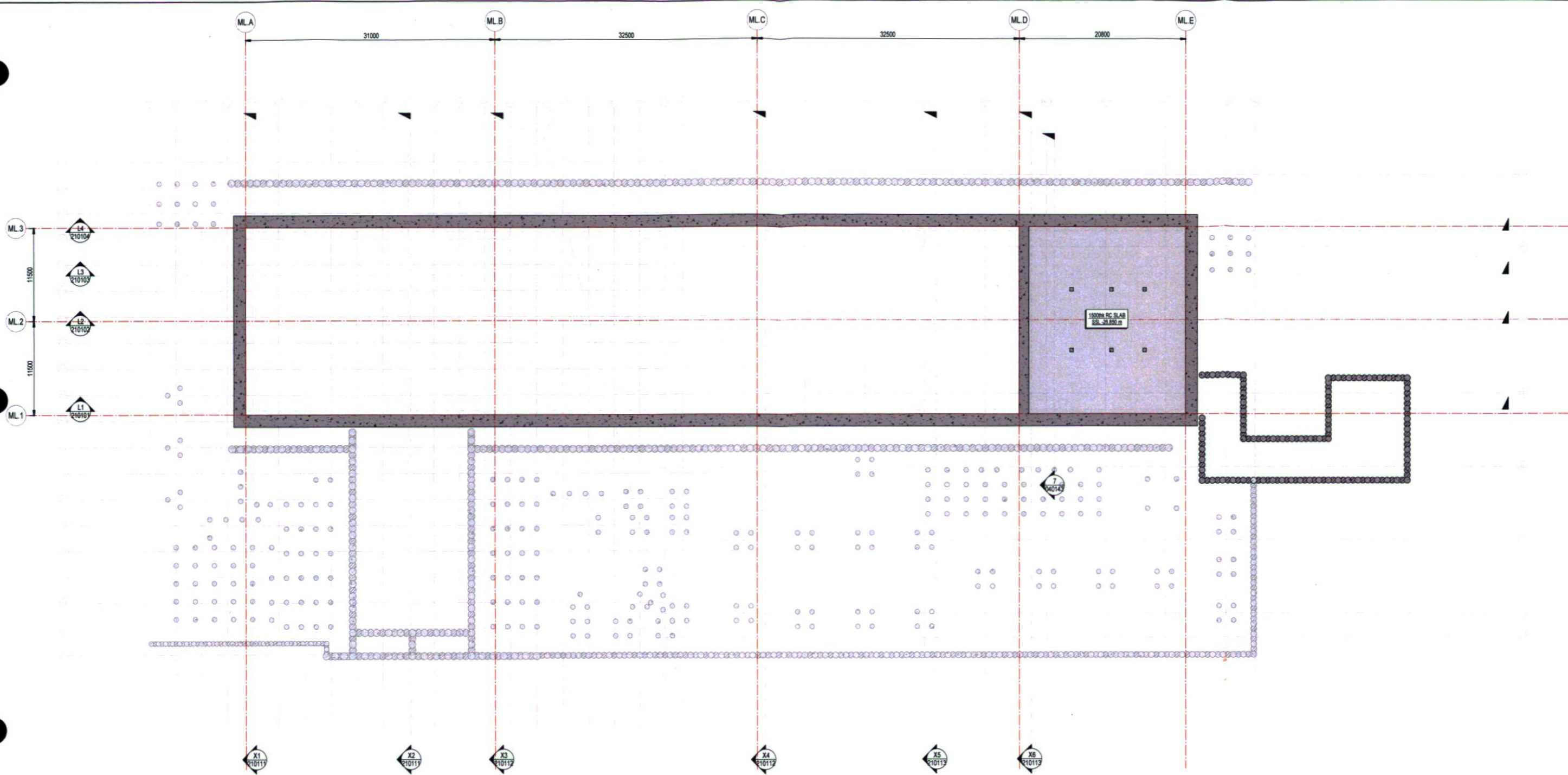
O'Rahilly Parade will have been resurfaced into its final surface.

Resurfacing the northern section of Moore Lane up to Parnell Street will have been completed.

PRELIMINARY PROJECT PROGRAMME - INDICATIVE ONLY



## **D. MetroLink Enabling Works Drawings**



This drawing should not be scaled. Dimensions to be verified on site.  
 Any discrepancies should be referred to the Engineer prior to work being put in hand.  
 This drawing is the property of Waterman Structures Limited and is issued on the condition that it is not copied, reproduced, retained or disclosed to any unauthorised person, either wholly or in part without the consent in writing of Waterman Structures Limited.  
 Pickfords Wharf, Clink Street, London SE1 8DG, United Kingdom  
 T+44 20 7928 7888

**GENERAL NOTES**

TII has collaborated extensively with the Applicant with respect to enabling works for MetroLink. This enabling works package has been coordinated with the current TII Preliminary Design for a future O'Connell Street MetroLink Station

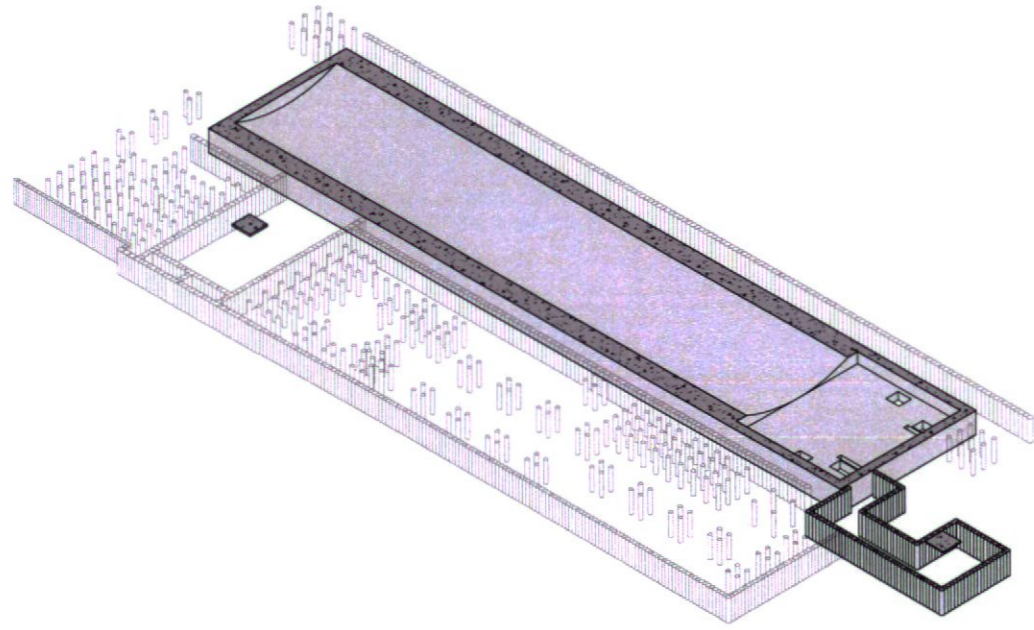
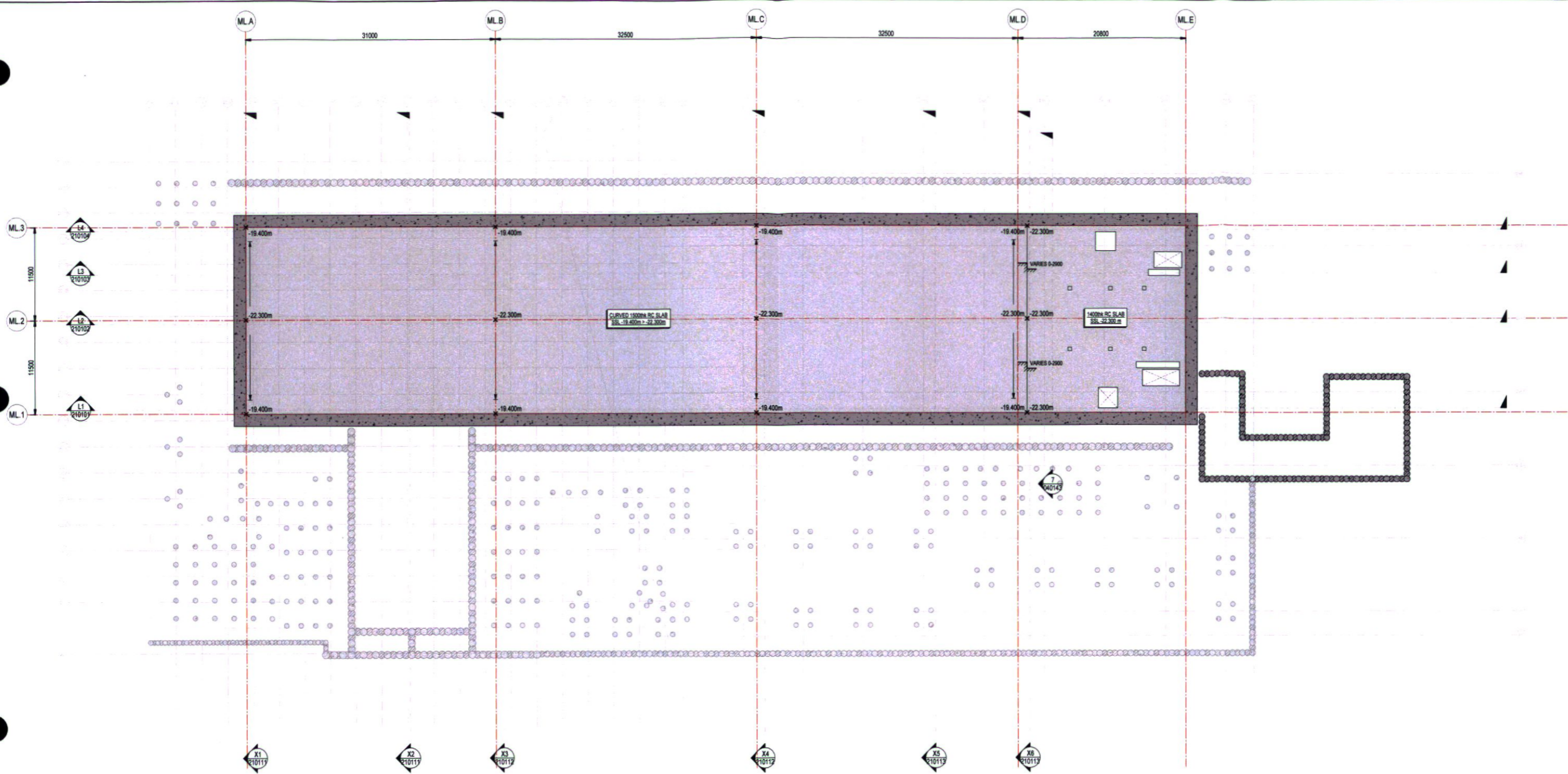
**DUBLIN CENTRAL GP LIMITED**

**TII**  
 Transport Infrastructure Ireland  
 Building a Better Dublin

**NEW DESIGN COMMENTS**  
 ARRANGEMENTS SUBJECT TO DESIGN DEVELOPMENT AND ADDITIONAL REQUIREMENTS (IE. TUNNEL BORING MACHINE BREAKTHROUGH / PULLING THROUGH STATION)

|                                                                                                                  |                                                                             |            |          |
|------------------------------------------------------------------------------------------------------------------|-----------------------------------------------------------------------------|------------|----------|
| Project                                                                                                          | DUBLIN CENTRAL                                                              |            |          |
| Title                                                                                                            | MEW - METRO ENABLING WORKS<br>GENERAL ARRANGEMENT<br>MB6 - BASE PLANT LEVEL |            |          |
| Client                                                                                                           | DUBLIN CENTRAL GP LTD                                                       |            |          |
|                                                                                                                  |                                                                             |            |          |
| Pickfords Wharf Clink Street London SE1 8DG<br>T+44 20 7928 7888<br>mail@watermangroup.com www.watermangroup.com |                                                                             |            |          |
| Status                                                                                                           | PLANNING                                                                    |            |          |
| Designed By                                                                                                      | GG                                                                          | Checked By | CB       |
| Drawn By                                                                                                         | CA                                                                          | Date       | JUN 2021 |
| Scale                                                                                                            | As indicated                                                                |            |          |
| Project - Originator - Volume - Level - Type - Role - Number                                                     | DC-WAT-MEW-MB6-DR-S-200094                                                  |            |          |
| Revision                                                                                                         | P01                                                                         |            |          |





This drawing should not be scaled. Dimensions to be verified on site.  
 Any discrepancies should be referred to the Engineer prior to work being put in hand.  
 This drawing is the property of Waterman Structures Limited and is issued on the condition that it is not copied, reproduced, retained or disclosed to any unauthorized person, either wholly or in part without the consent in writing of Waterman Structures Limited.  
 Pickfords Wharf, Clerk Street, London SE1 9DG, United Kingdom  
 T: +44 20 7928 7888

**GENERAL NOTES**

TII has collaborated extensively with the Applicant with respect to enabling works for MetroLink. This enabling works package has been coordinated with the current TII Preliminary Design for a future O'Connell Street MetroLink Station



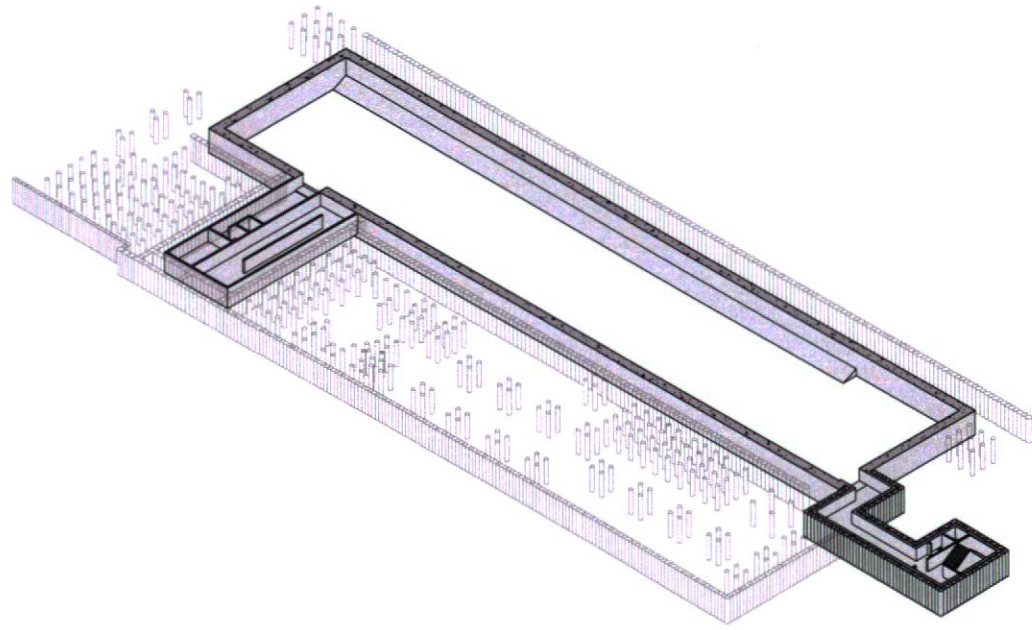
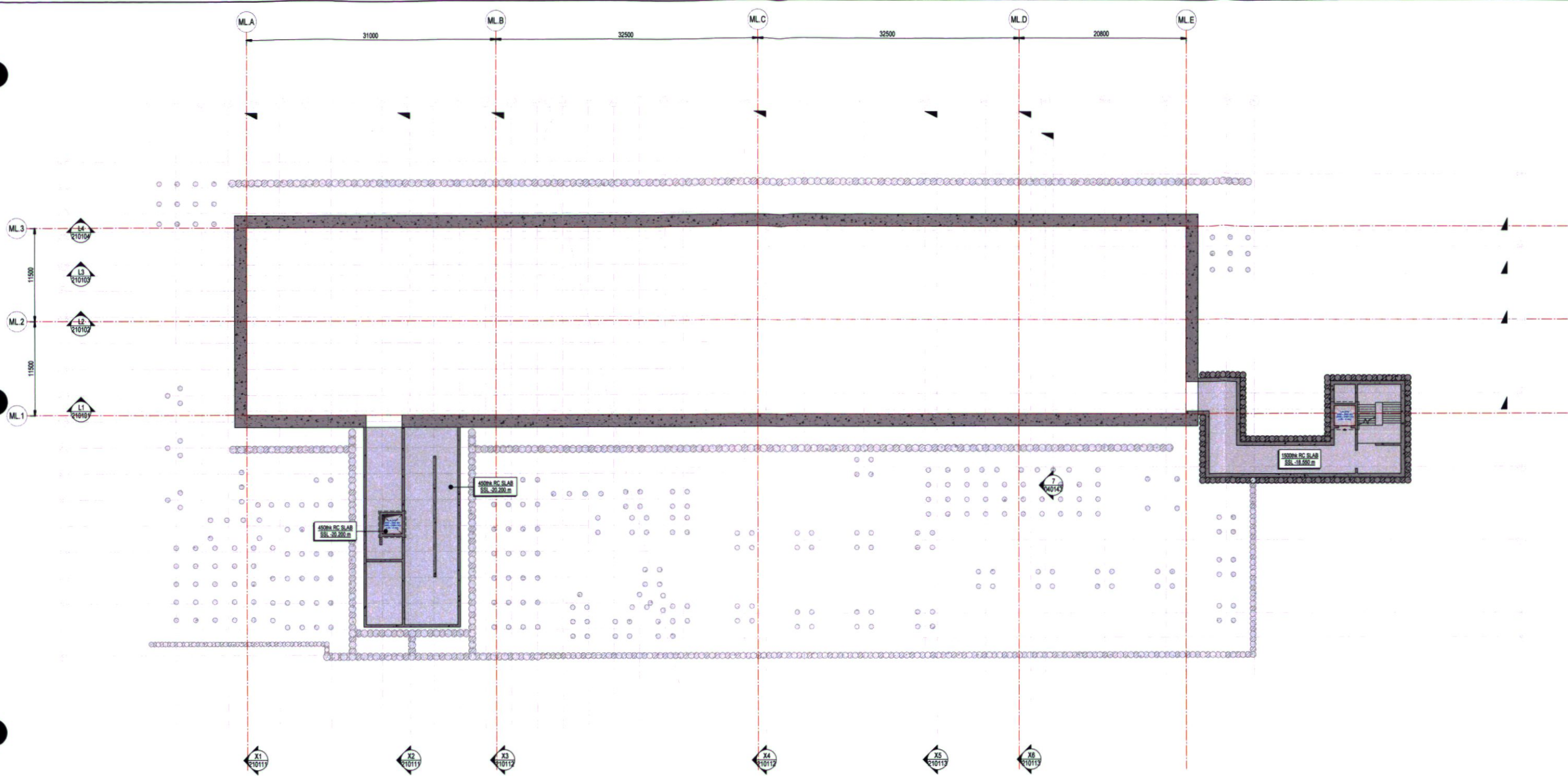
**NEW DESIGN COMMENTS**  
 ARRANGEMENTS SUBJECT TO DESIGN DEVELOPMENT AND ADDITIONAL REQUIREMENTS (IE. TUNNEL BORING MACHINE BREAKTHROUGH / PULLING THROUGH STATION)

|                                                              |                            |                                                                                                                       |          |
|--------------------------------------------------------------|----------------------------|-----------------------------------------------------------------------------------------------------------------------|----------|
| Project                                                      |                            | <b>DUBLIN CENTRAL</b>                                                                                                 |          |
| Title                                                        |                            | MEW - METRO ENABLING WORKS<br>GENERAL ARRANGEMENT<br>MB5 - UNDER PLATFORM LEVEL                                       |          |
| Client                                                       |                            | DUBLIN CENTRAL GP LTD                                                                                                 |          |
| Logo                                                         |                            |                                                                                                                       |          |
| Address                                                      |                            | Pickfords Wharf, Clerk Street, London SE1 9DG<br>T: +44 20 7928 7888<br>mail@watermangroup.com, www.watermangroup.com |          |
| Status                                                       |                            | <b>PLANNING</b>                                                                                                       |          |
| Designed By                                                  | GG                         | Checked By                                                                                                            | CB       |
| Drawn By                                                     | CA                         | Date                                                                                                                  | JUN 2021 |
| Waterman Ref                                                 | STR15283                   | Scale                                                                                                                 | @ A1     |
| Project - Originator - Volume - Level - Type - Role - Number | DC-WAT-MEW-MB5-DR-S-200095 |                                                                                                                       |          |
| Revision                                                     | P01                        |                                                                                                                       |          |

|            |          |                     |    |     |    |    |
|------------|----------|---------------------|----|-----|----|----|
| Rev        | Date     | Description         | By | Clk | AS | CB |
| P01        | 29.08.22 | ISSUED FOR PLANNING |    |     |    |    |
| Amendments |          |                     |    |     |    |    |

DC-WAT-MEW-ZZ-MB-S-00-0060





This drawing should not be scaled. Dimensions to be verified on site. Any discrepancies should be referred to the Engineer prior to work being put in hand. This drawing is the property of Waterman Structures Limited and is issued on the condition that it is not copied, reproduced, retained or disclosed to any unauthorised person, either wholly or in part without the consent in writing of Waterman Structures Limited. Pickfords Wharf, Clink Street, London SE1 9DG, United Kingdom. T+44 20 7928 7898

**GENERAL NOTES**

TII has collaborated extensively with the Applicant with respect to enabling works for MetroLink. This enabling works package has been coordinated with the current TII Preliminary Design for a future O'Connell Street MetroLink Station

**DUBLIN CENTRAL GP LIMITED**

**TII**  
 Transport Infrastructure Ireland  
 National Infrastructure Development

**NEW DESIGN COMMENTS**  
 ARRANGEMENTS SUBJECT TO DESIGN DEVELOPMENT AND ADDITIONAL REQUIREMENTS (IE. TUNNEL BORING MACHINE BREAKTHROUGH / PULLING THROUGH STATION)

|     |          |                     |    |     |
|-----|----------|---------------------|----|-----|
| Rev | Date     | Description         | By | Chk |
| P01 | 20.09.22 | ISSUED FOR PLANNING | AS | CB  |

**DUBLIN CENTRAL**

**MEW - METRO ENABLING WORKS  
 GENERAL ARRANGEMENT  
 MB4 - PLATFORM LEVEL**

Client: **DUBLIN CENTRAL GP LTD**

**Waterman**

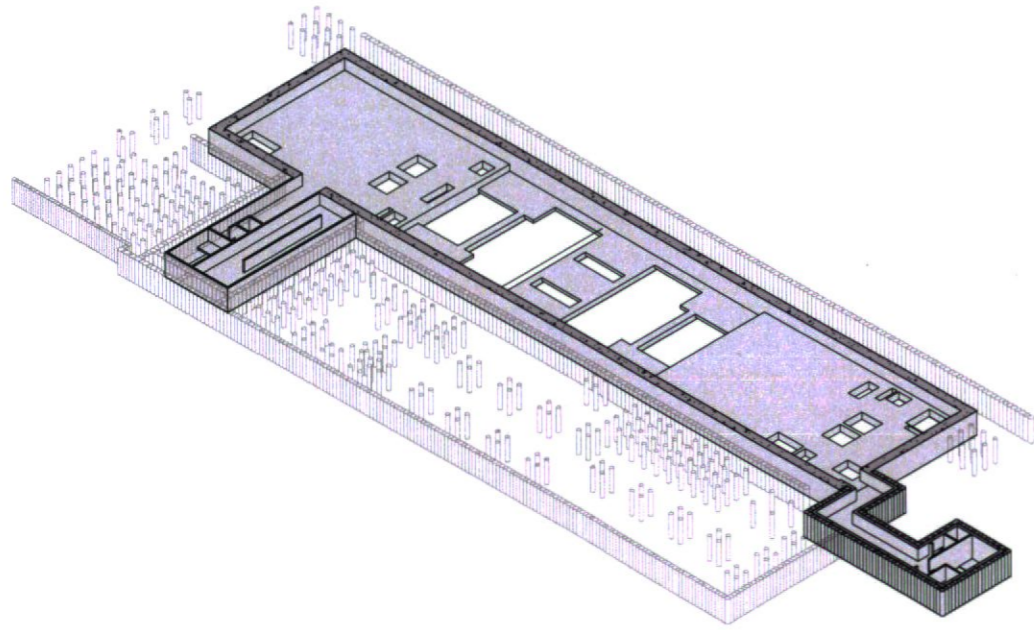
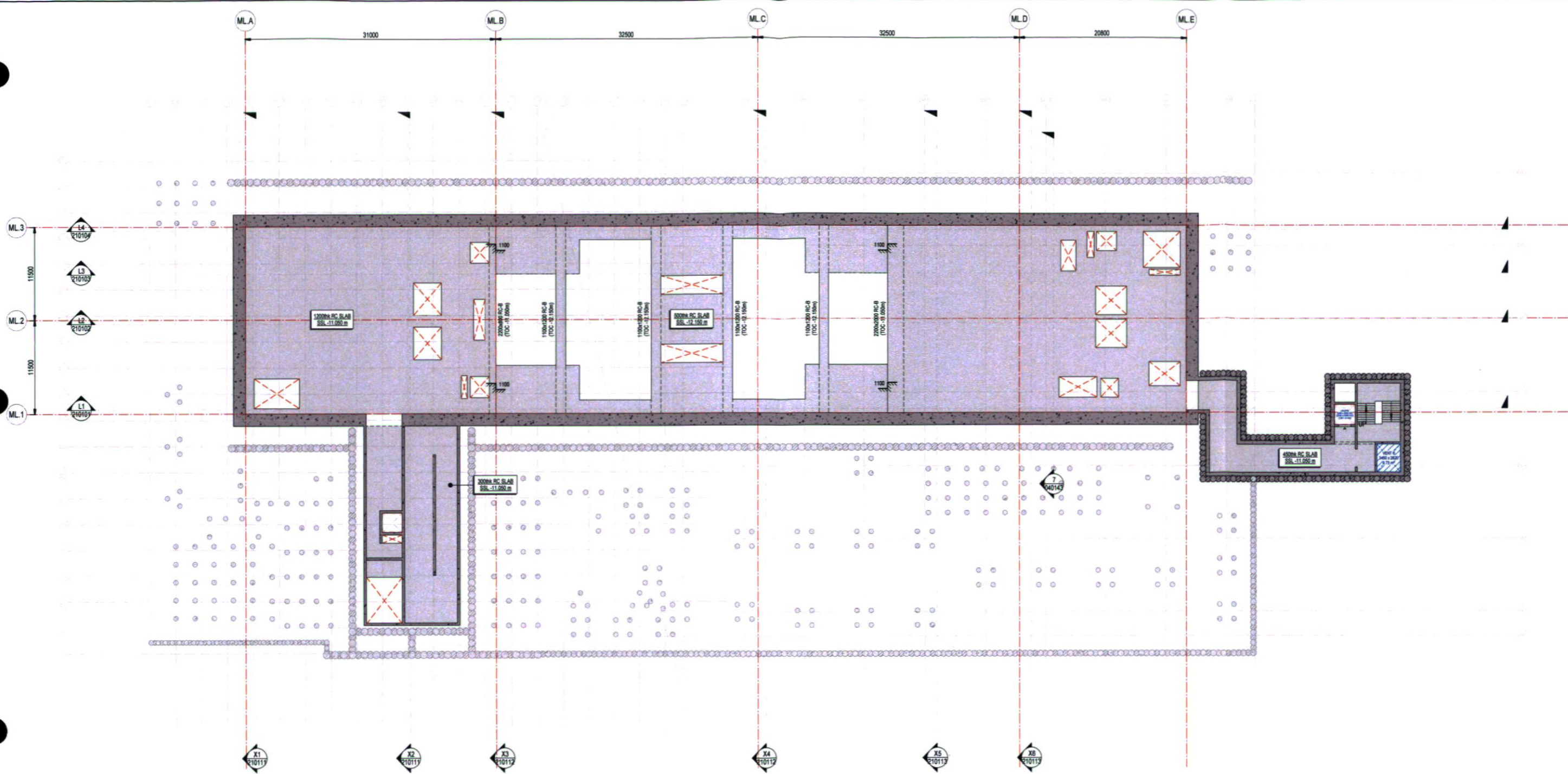
Pickfords Wharf, Clink Street, London SE1 9DG  
 T+44 20 7928 7898  
 mail@watermangroup.com www.watermangroup.com

Status: **PLANNING**

|             |    |            |          |               |              |
|-------------|----|------------|----------|---------------|--------------|
| Designed By | GG | Checked By | CB       | Waterman Ref. | STR15283     |
| Drawn By    | CA | Date       | JUN 2021 | Scale         | As indicated |

|                            |            |        |       |      |      |        |        |
|----------------------------|------------|--------|-------|------|------|--------|--------|
| Project                    | Originator | Volume | Level | Type | Role | Number | Reason |
| DC-WAT-MEW-MB4-DR-S-200096 |            |        |       |      |      |        | P01    |





This drawing should not be scaled. Dimensions to be verified on site. Any discrepancies should be referred to the Engineer prior to work being put in hand. This drawing is the property of Waterman Structures Limited and is issued on the condition that it is not copied, reproduced, retained or disclosed to any unauthorised person, either wholly or in part without the consent in writing of Waterman Structures Limited. Pickfords Wharf, Clink Street, London SE1 9DG, United Kingdom. T+44 20 7928 7898

**GENERAL NOTES**

TII has collaborated extensively with the Applicant with respect to enabling works for MetroLink. This enabling works package has been coordinated with the current TII Preliminary Design for a future O'Connell Street MetroLink Station

**DUBLIN CENTRAL GP LIMITED**

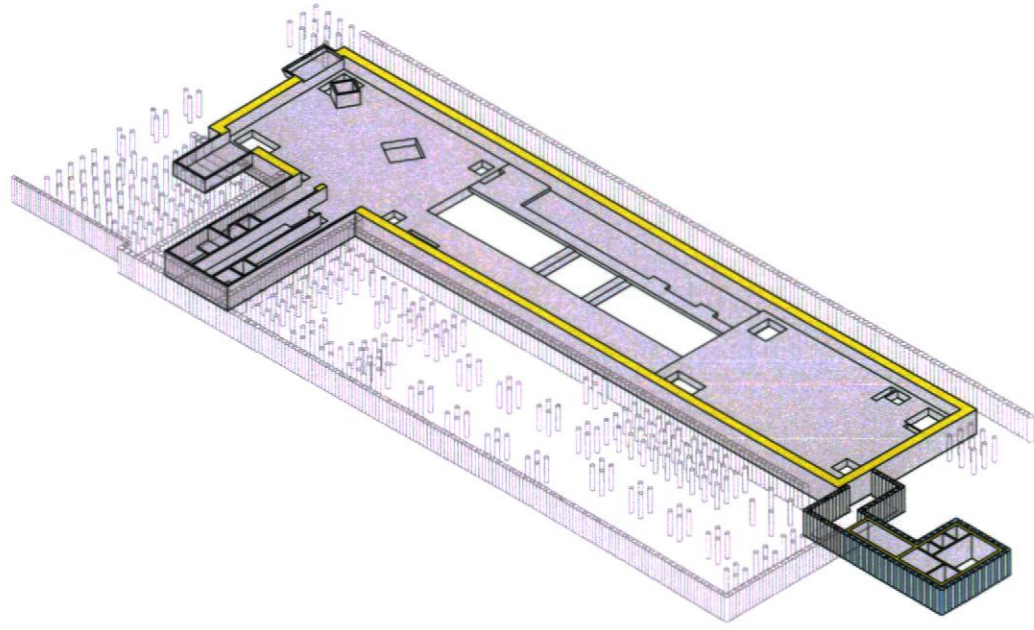
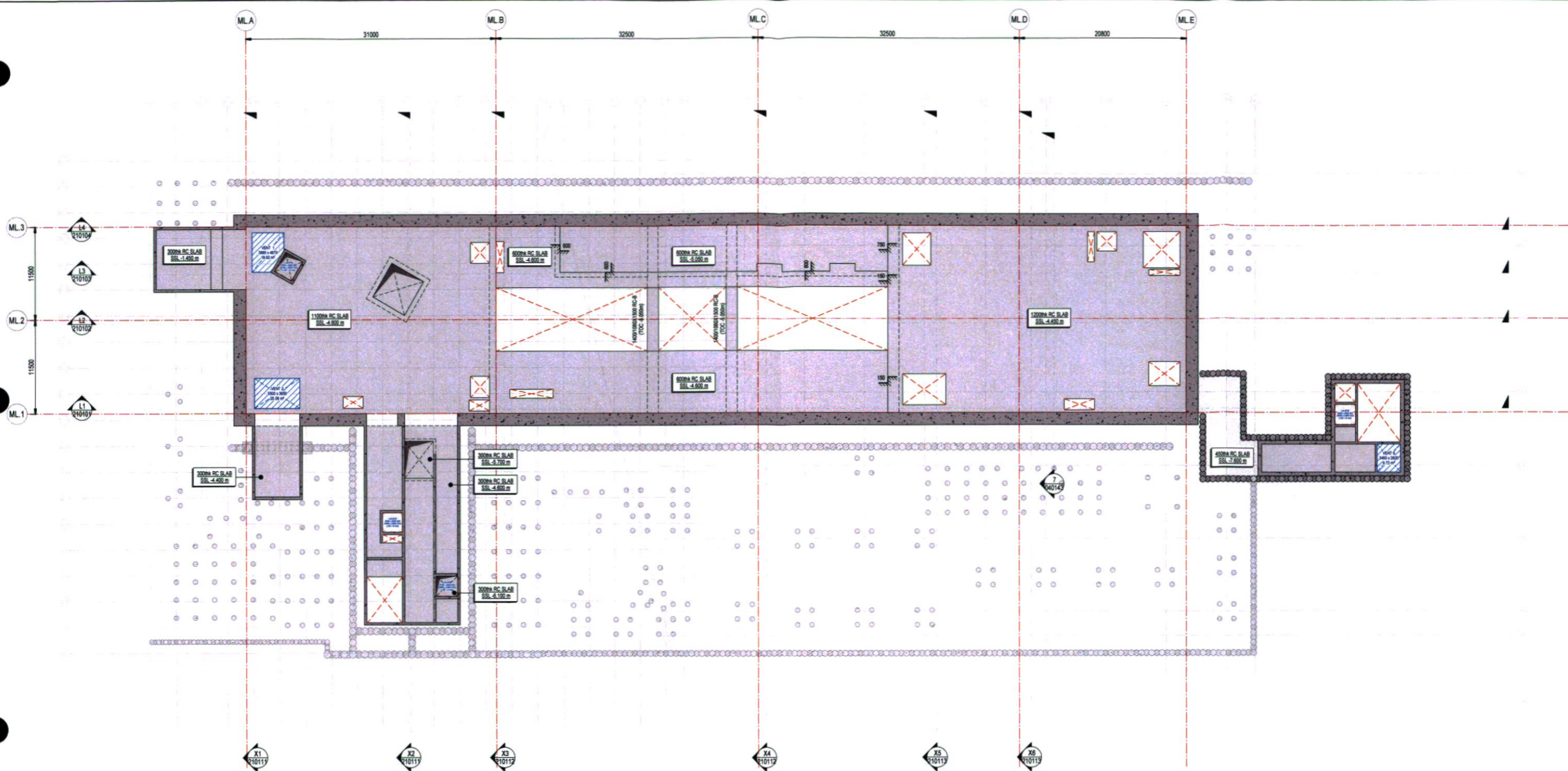
**TII**  
 Transport Infrastructure Ireland  
 National Infrastructure Development

**NEW DESIGN COMMENTS**  
 ARRANGEMENTS SUBJECT TO DESIGN DEVELOPMENT AND ADDITIONAL REQUIREMENTS (IE. TUNNEL BORING MACHINE BREAKTHROUGH / PULLING THROUGH STATION)

|                                                                                                                  |                                                                                     |            |                                  |
|------------------------------------------------------------------------------------------------------------------|-------------------------------------------------------------------------------------|------------|----------------------------------|
| Project                                                                                                          | <b>DUBLIN CENTRAL</b>                                                               |            |                                  |
| Title                                                                                                            | <b>MEW - METRO ENABLING WORKS<br/>GENERAL ARRANGEMENT<br/>MB3 - MEZZANINE LEVEL</b> |            |                                  |
| Client                                                                                                           | DUBLIN CENTRAL GP LTD                                                               |            |                                  |
|                                                                                                                  |                                                                                     |            |                                  |
| Pickfords Wharf Clink Street London SE1 9DG<br>T+44 20 7928 7898<br>mail@watermangroup.com www.watermangroup.com |                                                                                     |            |                                  |
| Status                                                                                                           | <b>PLANNING</b>                                                                     |            |                                  |
| Designed By                                                                                                      | GG                                                                                  | Checked By | CB Waterman Ref: STR15283        |
| Drawn By                                                                                                         | CA                                                                                  | Date       | JUN 2021 Status: A1 As indicated |
| Project - Originator - Volume - Level - Type - Role - Number                                                     | DC-WAT-MEW-MB3-DR-S-200097 P01                                                      |            |                                  |

DC-WAT-MEW-ZZ-MB-S-00-0060





This drawing should not be scaled. Dimensions to be verified on site. Any discrepancies should be referred to the Engineer prior to work being put in hand. This drawing is the property of Waterman Structures Limited and is issued on the condition that it is not copied, reproduced, retained or disclosed to any unauthorized person, either wholly or in part without the consent in writing of Waterman Structures Limited. Pickfords Wharf, Clerk Street, London SE1 6DG, United Kingdom. T+44 20 7928 7888

**GENERAL NOTES**

TII has collaborated extensively with the Applicant with respect to enabling works for MetroLink. This enabling works package has been coordinated with the current TII Preliminary Design for a future O'Connell Street MetroLink Station



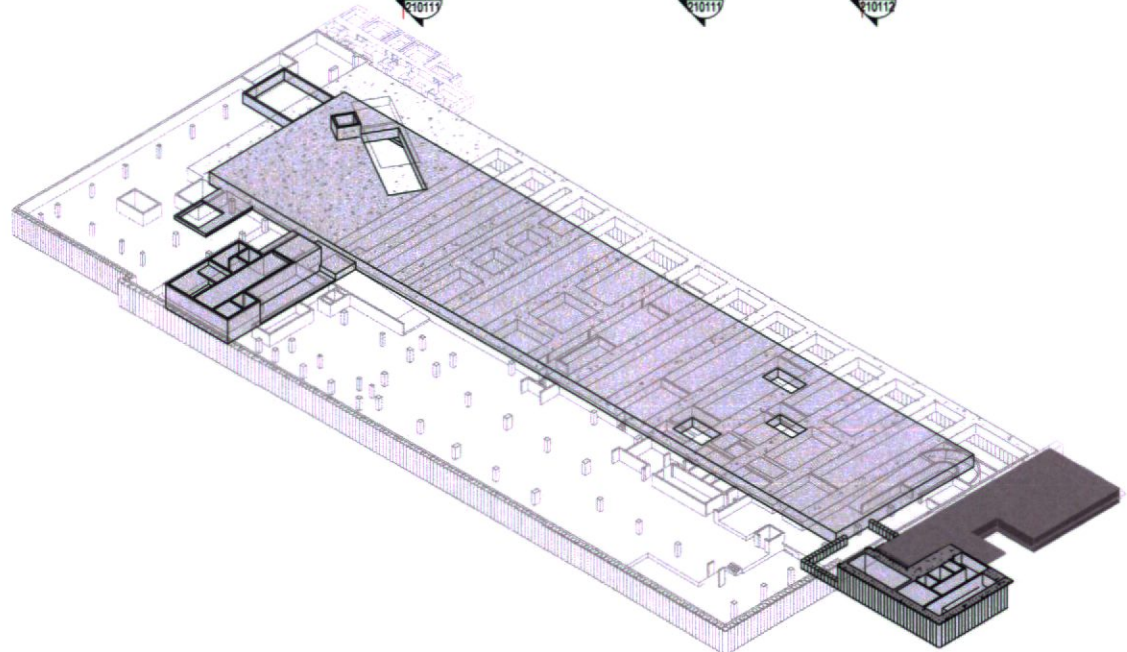
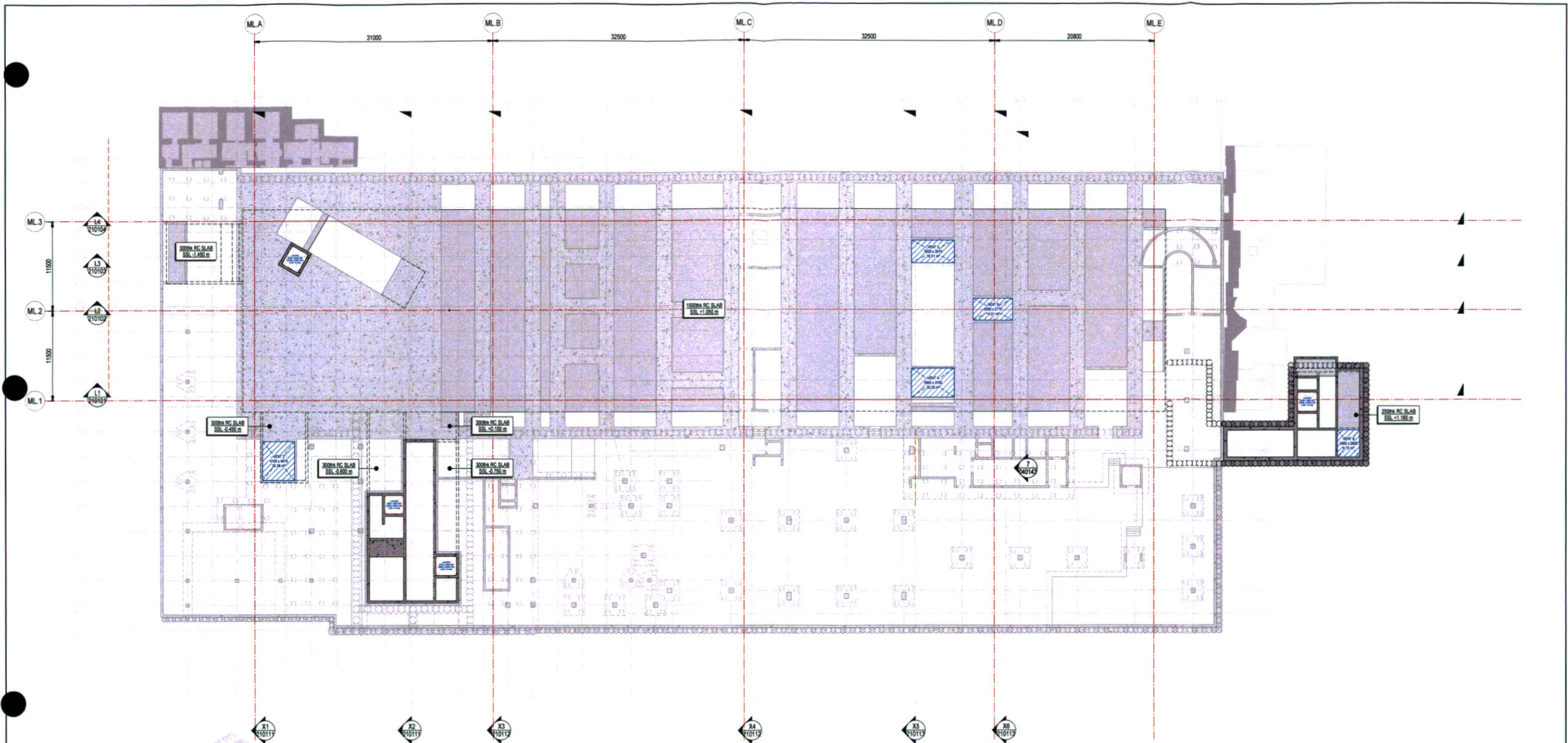
**NEW DESIGN COMMENTS**  
ARRANGEMENTS SUBJECT TO DESIGN DEVELOPMENT AND ADDITIONAL REQUIREMENTS (IE, TUNNEL BORING MACHINE BREAKTHROUGH / PULLING THROUGH STATION)

|                            |              |                                                                                                                  |          |
|----------------------------|--------------|------------------------------------------------------------------------------------------------------------------|----------|
| Project                    |              | DUBLIN CENTRAL                                                                                                   |          |
| Title                      |              | MEW - METRO ENABLING WORKS<br>GENERAL ARRANGEMENT<br>MB2 - CONCOURSE LEVEL                                       |          |
| Client                     |              | DUBLIN CENTRAL GP LTD                                                                                            |          |
| Logo                       |              |                                                                                                                  |          |
| Address                    |              | Pickfords Wharf Clerk Street London SE1 6DG<br>T+44 20 7928 7888<br>mail@watermangroup.com www.watermangroup.com |          |
| Status                     |              | PLANNING                                                                                                         |          |
| Designed By                | GG           | Checked By                                                                                                       | CB       |
| Waterman Ref               | STR15283     |                                                                                                                  |          |
| Drawn By                   | CA           | Date                                                                                                             | JUN 2021 |
| Scale                      | As indicated |                                                                                                                  |          |
| Project                    | Originator   | Volume                                                                                                           | Level    |
| DC-WAT-MEW-MB2-DR-S-200098 |              |                                                                                                                  |          |
| Revision                   | P01          |                                                                                                                  |          |

|     |          |                     |    |     |
|-----|----------|---------------------|----|-----|
| P01 | 20.06.22 | ISSUED FOR PLANNING | AS | CB  |
| Rev | Date     | Description         | By | Chk |
|     |          |                     |    |     |

DC-WAT-MEW-ZZ-MB-S-00-0060





This drawing should not be scaled. Dimensions to be verified on site.  
 Any discrepancies should be referred to the Engineer prior to work being put in hand.  
 This drawing is the property of Waterman Structures Limited and is issued on the condition that it is not copied, reproduced, retained or disclosed to any unauthorised person, either wholly or in part without the consent in writing of Waterman Structures Limited.  
 Pickfords Wharf, Clink Street, London SE1 9DG, United Kingdom  
 t+44 20 7628 7888

**GENERAL NOTES**

TII has collaborated extensively with the Applicant with respect to enabling works for MetroLink. This enabling works package has been coordinated with the current TII Preliminary Design for a future O'Connell Street MetroLink Station

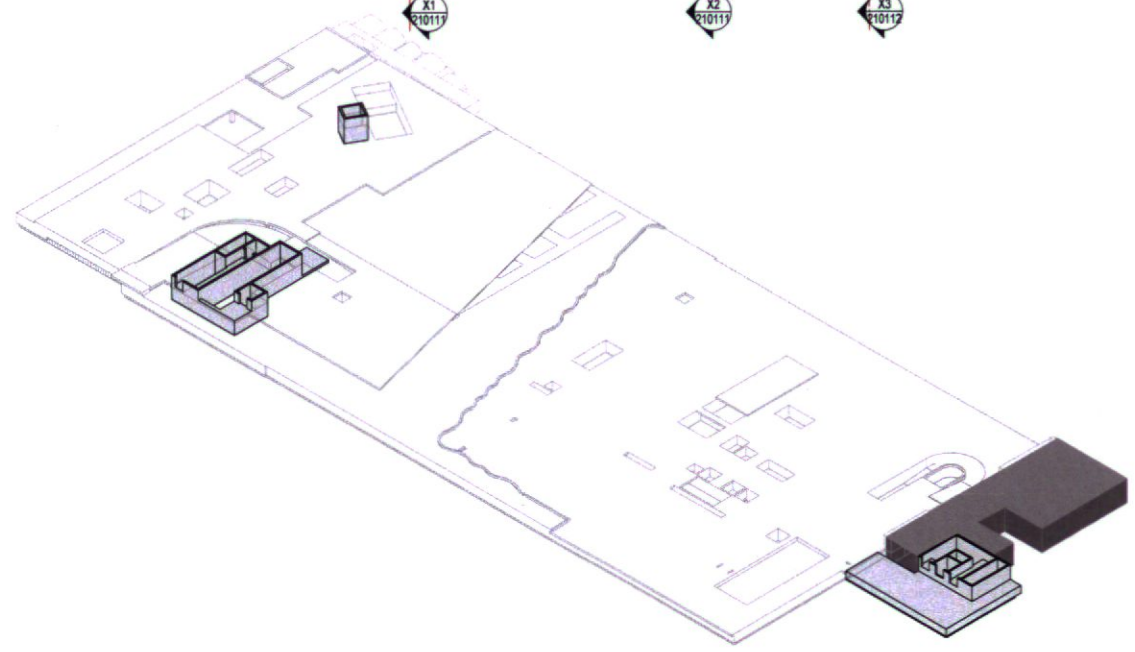
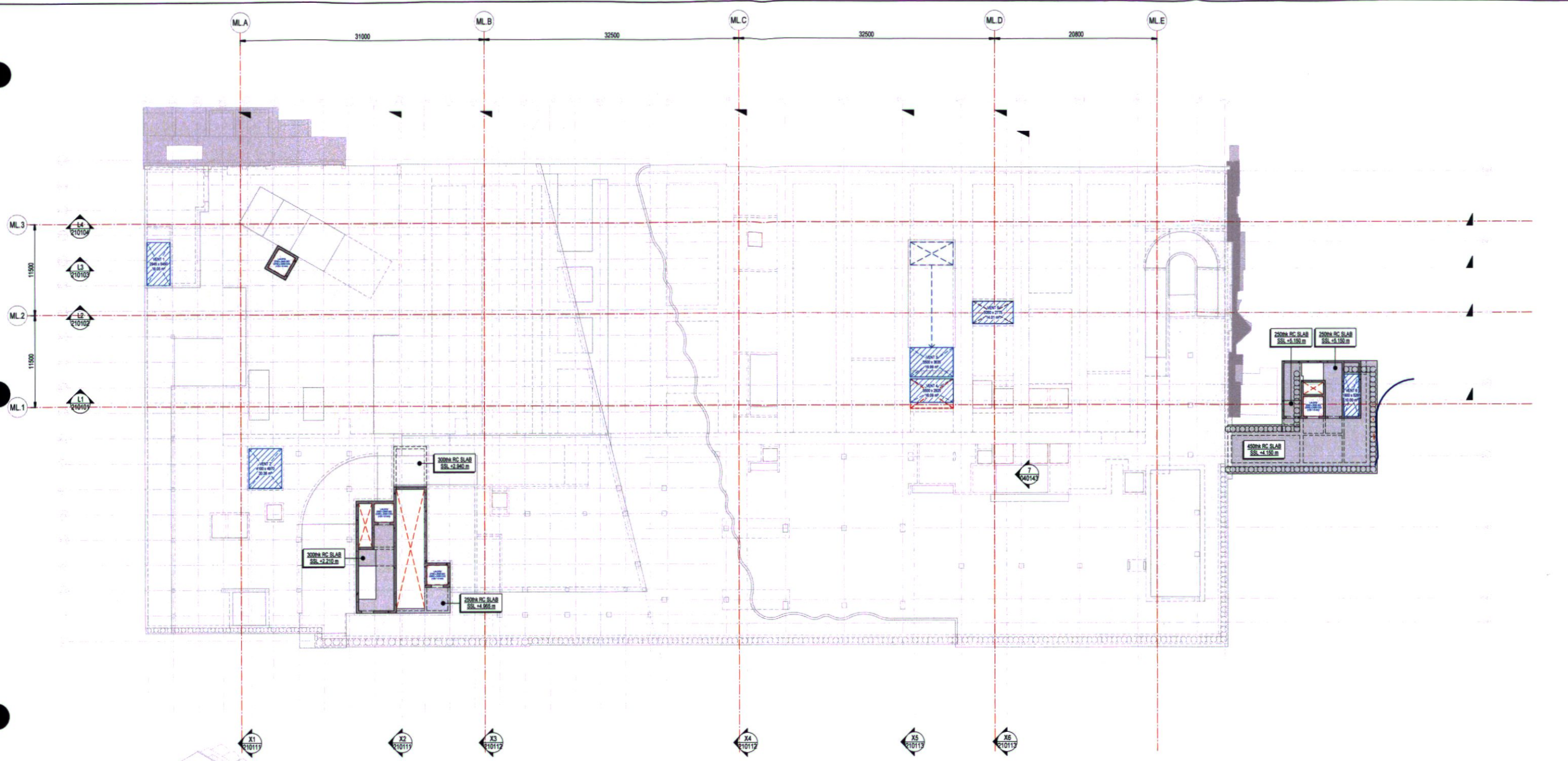
**DUBLIN CENTRAL GP LIMITED**

**TII**  
 Transport Infrastructure Ireland

**NEW DESIGN COMMENTS**  
 ARRANGEMENTS SUBJECT TO DESIGN DEVELOPMENT AND ADDITIONAL REQUIREMENTS (IE. TUNNEL BORING MACHINE BREAKTHROUGH / PULLING THROUGH STATION)

|                                                                                                                  |                                                                               |            |          |
|------------------------------------------------------------------------------------------------------------------|-------------------------------------------------------------------------------|------------|----------|
| Project                                                                                                          | DUBLIN CENTRAL                                                                |            |          |
| Title                                                                                                            | MEW - METRO ENABLING WORKS<br>GENERAL ARRANGEMENT<br>MB1 - CAPPING SLAB LEVEL |            |          |
| Client                                                                                                           | DUBLIN CENTRAL GP LTD                                                         |            |          |
|                                                                                                                  |                                                                               |            |          |
| Pickfords Wharf Clink Street London SE1 9DG<br>t+44 20 7628 7888<br>info@watermangroup.com www.watermangroup.com |                                                                               |            |          |
| Status                                                                                                           | PLANNING                                                                      |            |          |
| Designed By                                                                                                      | GG                                                                            | Checked By | CB       |
| Drawn By                                                                                                         | CA                                                                            | Date       | JUN 2021 |
| Scale                                                                                                            | As indicated                                                                  |            |          |
| Project - Originator - Volume - Level - Type - Role - Number                                                     | DC-WAT-MEW-MB1-DR-S-200099                                                    |            |          |
| Reason                                                                                                           | P01                                                                           |            |          |





This drawing should not be scaled. Dimensions to be verified on site. Any discrepancies should be referred to the Engineer prior to work being put in hand. This drawing is the property of Waterman Structures Limited and is issued on the condition that it is not copied, reproduced, retained or disclosed to any unauthorized person, either wholly or in part without the consent in writing of Waterman Structures Limited. Pickfords Wharf, Clerk Street, London SE1 9DG, United Kingdom. T +44 20 7928 7888

**GENERAL NOTES**

TII has collaborated extensively with the Applicant with respect to enabling works for MetroLink. This enabling works package has been coordinated with the current TII Preliminary Design for a future O'Connell Street MetroLink Station

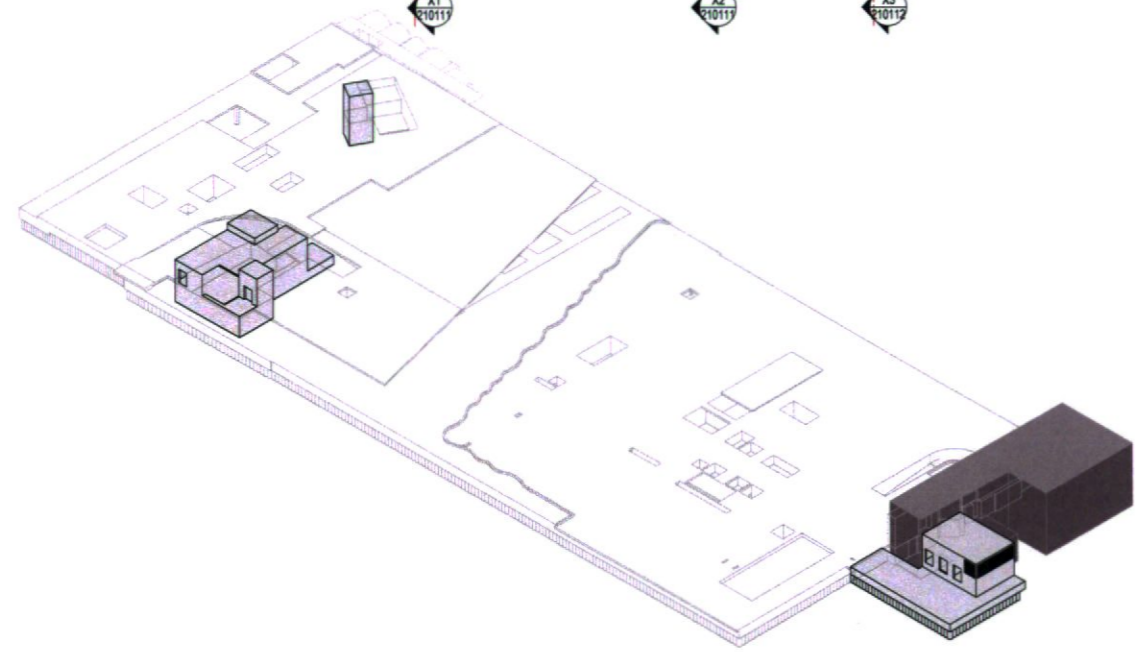
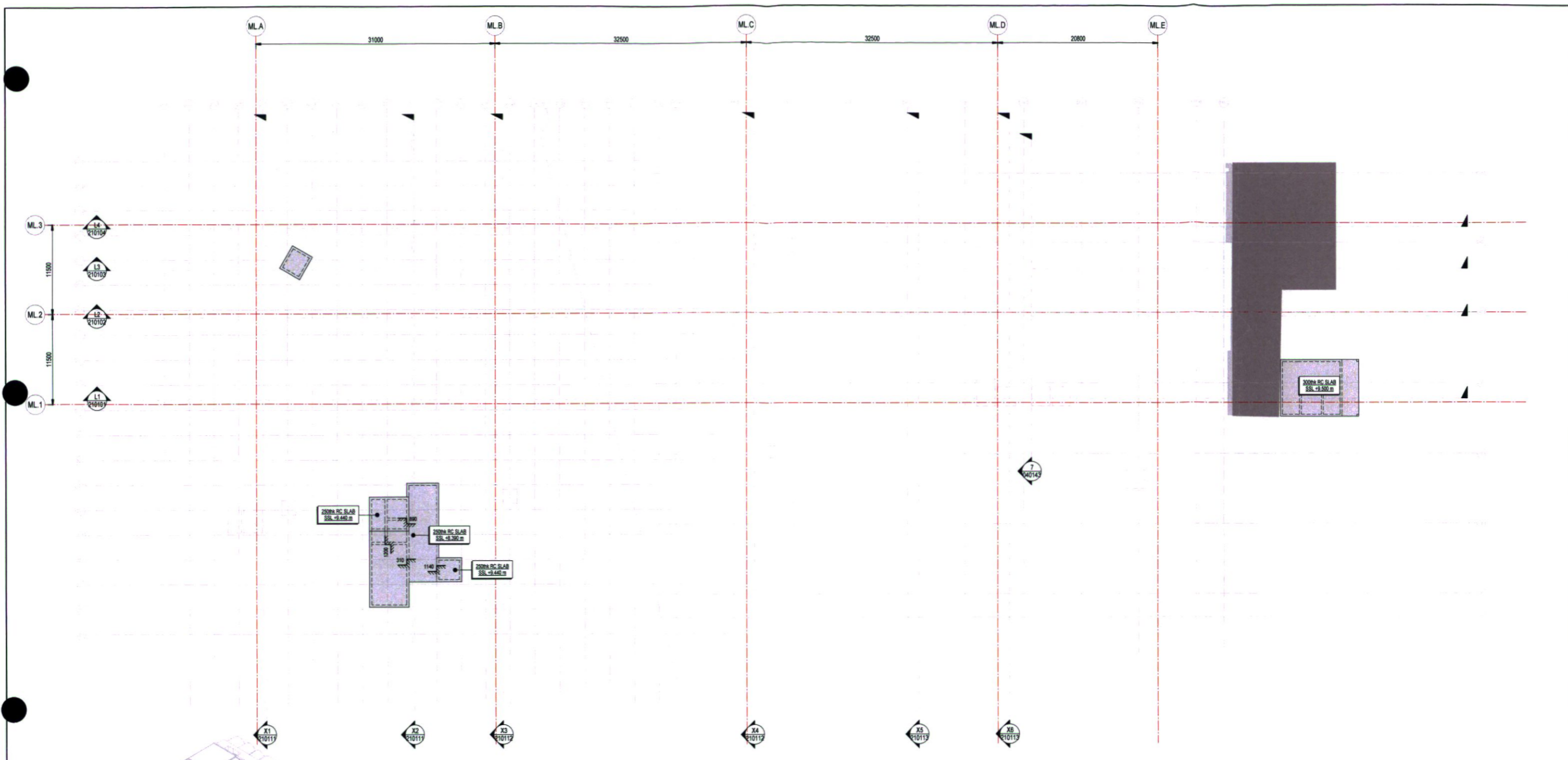


**NEW DESIGN COMMENTS**  
ARRANGEMENTS SUBJECT TO DESIGN DEVELOPMENT AND ADDITIONAL REQUIREMENTS (IE. TUNNEL BORING MACHINE BREAKTHROUGH / PULLING THROUGH STATION)

|                            |            |                                                                               |              |
|----------------------------|------------|-------------------------------------------------------------------------------|--------------|
| Project                    |            | <b>DUBLIN CENTRAL</b>                                                         |              |
| Title                      |            | MEW - METRO ENABLING WORKS<br>GENERAL ARRANGEMENT<br>MS0 - GROUND FLOOR LEVEL |              |
| Client                     |            | DUBLIN CENTRAL GP LTD                                                         |              |
| Status                     |            | <b>PLANNING</b>                                                               |              |
| Designed By                | GG         | Checked By                                                                    | CB           |
| Drawn By                   | CA         | Date                                                                          | JUN 2021     |
| Waterman Ref               | STR15283   | Scale                                                                         | As indicated |
| Project                    | Originator | Volume                                                                        | Level        |
| DC-WAT-MEW-MS0-DR-S-200100 |            |                                                                               |              |
| Revision                   | P01        |                                                                               |              |

DC-WAT-MEW-ZZ-MS-S-00-0060





This drawing should not be scaled. Dimensions to be verified on site. Any discrepancies should be referred to the Engineer prior to work being put in hand. This drawing is the property of Waterman Structures Limited and is issued on the condition that it is not copied, reproduced, retained or disclosed to any unauthorised person, either wholly or in part without the consent in writing of Waterman Structures Limited. Pickfords Wharf, Clink Street, London SE1 9DG, United Kingdom. T: +44 20 7628 7888

**GENERAL NOTES**

TII has collaborated extensively with the Applicant with respect to enabling works for MetroLink. This enabling works package has been coordinated with the current TII Preliminary Design for a future O'Connell Street MetroLink Station

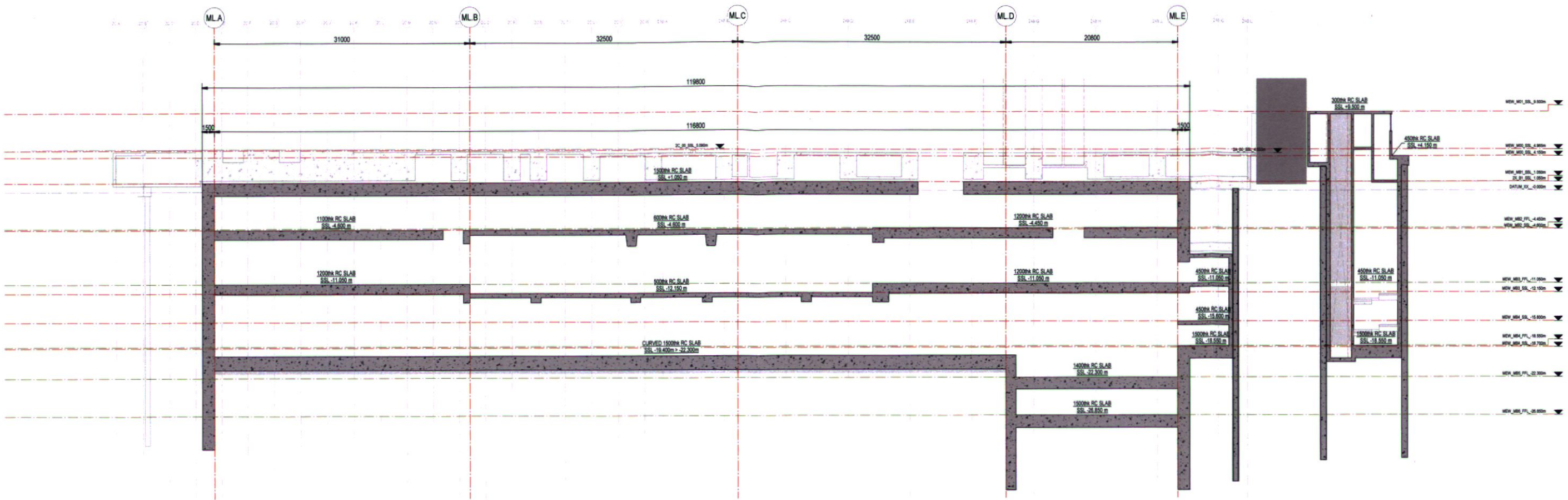
**DUBLIN CENTRAL GP LIMITED**

**TII**  
Transport Infrastructure Ireland

**NEW DESIGN COMMENTS**  
ARRANGEMENTS SUBJECT TO DESIGN DEVELOPMENT AND ADDITIONAL REQUIREMENTS (IE. TUNNEL BORDERS, MACHINE BREAKTHROUGH / PULLING THROUGH STATION)

|                                                                                                                     |                                                                               |            |          |
|---------------------------------------------------------------------------------------------------------------------|-------------------------------------------------------------------------------|------------|----------|
| Project                                                                                                             | DUBLIN CENTRAL                                                                |            |          |
| Title                                                                                                               | MEW - METRO ENABLING WORKS<br>GENERAL ARRANGEMENT<br>MS1 - LIFT OVERRUN LEVEL |            |          |
| Client                                                                                                              | DUBLIN CENTRAL GP LTD                                                         |            |          |
|                                                                                                                     |                                                                               |            |          |
| Pickfords Wharf, Clink Street, London SE1 9DG<br>T: +44 20 7628 7888<br>nao@watermangroup.com www.watermangroup.com |                                                                               |            |          |
| Status                                                                                                              | PLANNING                                                                      |            |          |
| Designed By                                                                                                         | GG                                                                            | Checked By | CB       |
| Drawn By                                                                                                            | CA                                                                            | Date       | JUN 2021 |
| Scale                                                                                                               | As indicated                                                                  |            |          |
| Project - Originator - Volume - Level - Type - Risk - Number                                                        | DC-WAT-MEW-MS1-DR-S-200101                                                    |            |          |
| Revision                                                                                                            | P01                                                                           |            |          |





This drawing should not be scaled. Dimensions to be verified on site. Any discrepancies should be referred to the Engineer prior to work being put in hand. This drawing is the property of Waterman Structures Limited and is issued on the condition that it is not copied, reproduced, retained or disclosed to any unauthorized person, either wholly or in part without the consent in writing of Waterman Structures Limited.  
 Pickfords Wharf, Clark Street, London SE1 9DG, United Kingdom  
 T +44 20 7928 7888

**GENERAL NOTES**

TII has collaborated extensively with the Applicant with respect to enabling works for MetroLink. This enabling works package has been coordinated with the current TII Preliminary Design for a future O'Connell Street MetroLink Station

**DUBLIN CENTRAL GP LIMITED**

**TII**  
 Transport Infrastructure Ireland

**NEW DESIGN COMMENTS**  
 ARRANGEMENTS SUBJECT TO DESIGN DEVELOPMENT AND ADDITIONAL REQUIREMENTS (IE, TUNNEL BORDING MACHINE BREAKTHROUGH / FALLING THROUGH STATION)

|            |          |                     |    |     |
|------------|----------|---------------------|----|-----|
| PO1        | 09.09.22 | ISSUED FOR PLANNING | AS | CB  |
| Rev        | Date     | Description         | By | Chk |
| Amendments |          |                     |    |     |

**DUBLIN CENTRAL**

**MEW - METRO ENABLING WORKS SECTIONS & DETAILS LONG SECTIONS SHEET 1**

Client: **DUBLIN CENTRAL GP LTD**

**Waterman**

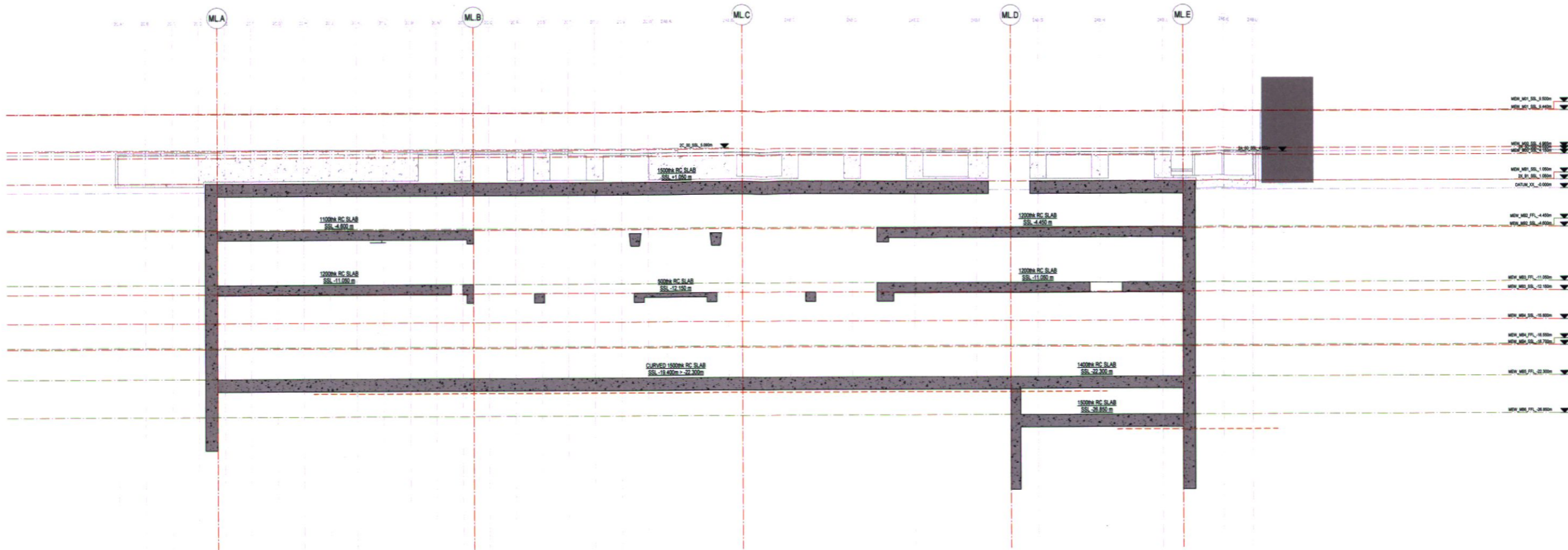
Pickfords Wharf, Clark Street, London SE1 9DG  
 T +44 20 7928 7888  
 mail@watermangroup.com www.watermangroup.com

Status: **PLANNING**

|             |    |            |          |              |              |
|-------------|----|------------|----------|--------------|--------------|
| Designed By | CA | Checked By | CB       | Waterman Ref | STR15283     |
| Drawn By    | CA | Date       | JUN 2021 | Scale        | As indicated |

|                           |            |        |       |      |      |        |        |
|---------------------------|------------|--------|-------|------|------|--------|--------|
| Project                   | Originator | Volume | Level | Type | Rate | Number | Reason |
| DC-WAT-MEW-XX-DR-S-210101 |            |        |       |      |      |        | P01    |





This drawing should not be scaled. Dimensions to be verified on site. Any discrepancies should be referred to the Engineer prior to work being put in hand. This drawing is the property of Waterman Structures Limited and is issued on the condition that it is not copied, reproduced, retained or disclosed to any unauthorised person, either wholly or in part without the consent in writing of Waterman Structures Limited. Pickfords Wharf, Clink Street, London SE1 6DG, United Kingdom. 1+44 20 7928 7888

**GENERAL NOTES**

TII has collaborated extensively with the Applicant with respect to enabling works for MetroLink. This enabling works package has been coordinated with the current TII Preliminary Design for a future O'Connell Street MetroLink Station

**DUBLIN CENTRAL GP LIMITED**

**NEW DESIGN COMMENTS**  
ARRANGEMENTS SUBJECT TO DESIGN DEVELOPMENT AND ADDITIONAL REQUIREMENTS (IE. TUNNEL BORING MACHINE BREAKTHROUGH / PULLING THROUGH STATION)

|            |          |                     |    |     |
|------------|----------|---------------------|----|-----|
| PO1        | 09.09.22 | ISSUED FOR PLANNING | AS | CB  |
| Rev        | Date     | Description         | By | CHK |
| Amendments |          |                     |    |     |

**DUBLIN CENTRAL**

**MEW - METRO ENABLING WORKS SECTIONS & DETAILS LONG SECTIONS SHEET 2**

DUBLIN CENTRAL GP LTD



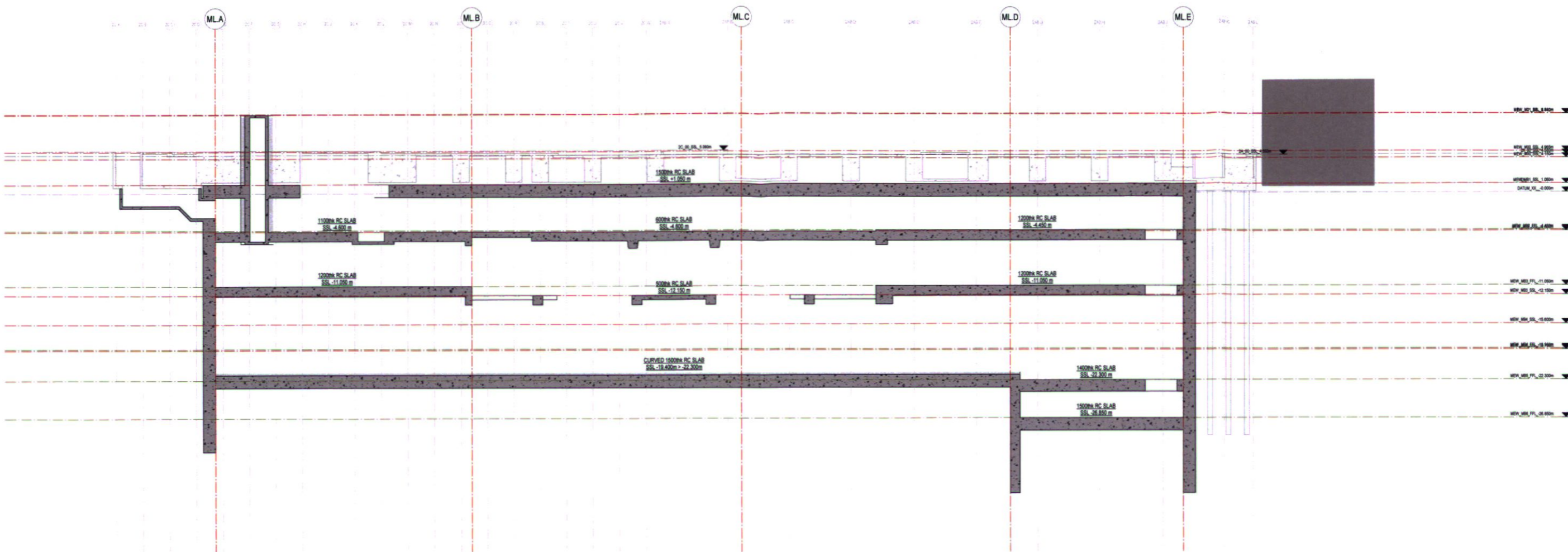
Pickfords Wharf Clink Street London SE1 9DG  
1+44 20 7928 7888  
na@watermangroup.com www.watermangroup.com

**PLANNING**

Designed By CA Checked By CB Waterman Ref STR15283  
Drawn By CA Date JUN 2021 Scale @ A1 As indicated

|                           |            |        |       |      |      |        |          |
|---------------------------|------------|--------|-------|------|------|--------|----------|
| Project                   | Originator | Volume | Level | Type | Role | Number | Revision |
| DC-WAT-MEW-XX-DR-S-210102 |            |        |       |      |      |        | P01      |





This drawing should not be scaled. Dimensions to be verified on site. Any discrepancies should be referred to the Engineer prior to work being put in hand. This drawing is the property of Waterman Structures Limited and is issued on the condition that it is not copied, reproduced, retained or disclosed to any unauthorised person, either wholly or in part without the consent in writing of Waterman Structures Limited.  
 Pickfords Wharf Clink Street London SE1 9DG United Kingdom  
 T+44 20 7928 7888

**GENERAL NOTES**

TII has collaborated extensively with the Applicant with respect to enabling works for MetroLink. This enabling works package has been coordinated with the current TII Preliminary Design for a future O'Connell Street MetroLink Station



**NEW DESIGN COMMENTS**  
 ARRANGEMENTS SUBJECT TO DESIGN DEVELOPMENT AND ADDITIONAL REQUIREMENTS (IE. TUNNEL BORING MACHINE BREAKTHROUGH / PULLING THROUGH STATION)

**DUBLIN CENTRAL**

MEW - METRO ENABLING WORKS  
 SECTIONS & DETAILS  
 LONG SECTIONS  
 SHEET 3

DUBLIN CENTRAL GP LTD



Pickfords Wharf Clink Street London SE1 9DG  
 T+44 20 7928 7888  
 mail@watermangroup.com www.watermangroup.com

**PLANNING**

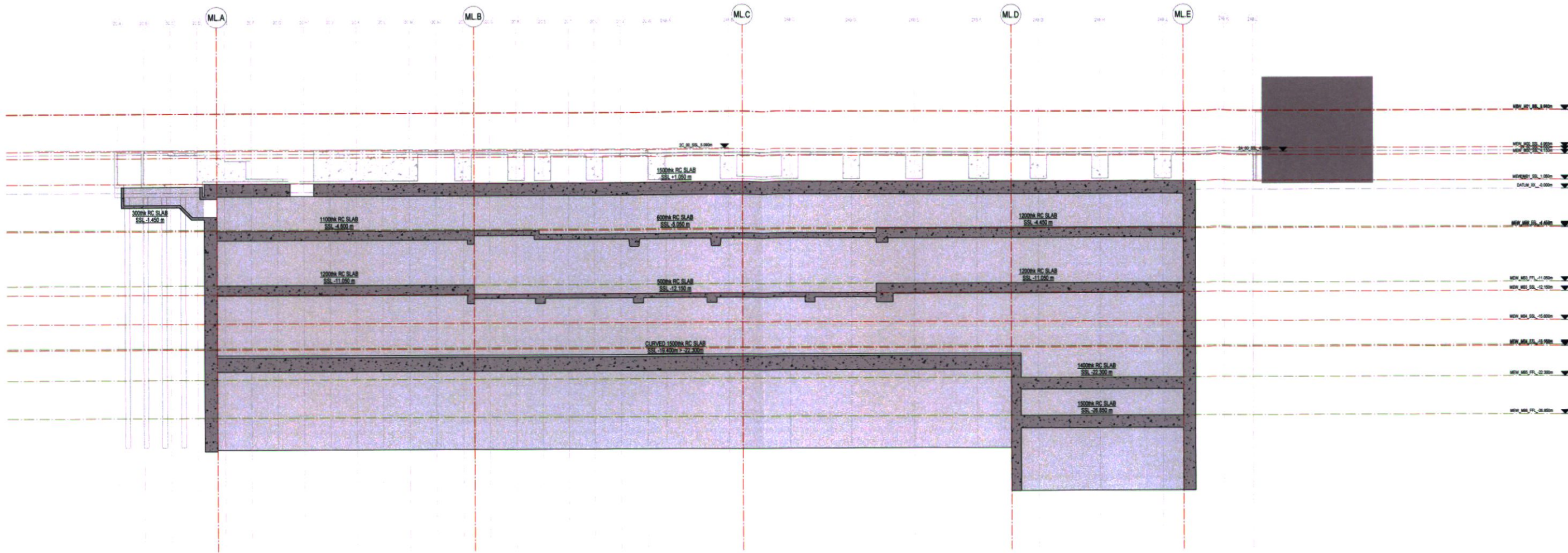
Designed By CA Checked By CB Waterman Ref STR15283  
 Drawn By CA Date JUN 2021 Scale @ A1 As indicated

| Rev | Date     | Description         | By | Chk |
|-----|----------|---------------------|----|-----|
| P01 | 09.09.22 | ISSUED FOR PLANNING | AS | CB  |
|     |          |                     |    |     |
|     |          |                     |    |     |

Project - Originator - Volume - Level - Type - Role - Number - Revision  
 DC-WAT-MEW-XX-DR-S-210103 P01

DC-WAT-MEW-ZZ-M3-S-00-0060





This drawing should not be scaled. Dimensions to be verified on site. Any discrepancies should be referred to the Engineer prior to work being put in hand. This drawing is the property of Waterman Structures Limited and is issued on the condition that it is not copied, reproduced, retained or disclosed to any unauthorised person, either wholly or in part without the consent in writing of Waterman Structures Limited.  
 Pickfords Wharf Clink Street London SE1 8DG United Kingdom  
 t+44 20 7828 7888

**GENERAL NOTES**

TII has collaborated extensively with the Applicant with respect to enabling works for MetroLink. This enabling works package has been coordinated with the current TII Preliminary Design for a future O'Connell Street MetroLink Station



**NEW DESIGN COMMENTS**  
 ARRANGEMENTS SUBJECT TO DESIGN DEVELOPMENT AND ADDITIONAL REQUIREMENTS (IE. TUNNEL BORING MACHINE BREAKTHROUGH / PULLING THROUGH STATION)

Project **DUBLIN CENTRAL**

Title **MEW - METRO ENABLING WORKS SECTIONS & DETAILS LONG SECTIONS SHEET 4**

Client **DUBLIN CENTRAL GP LTD**



Pickfords Wharf Clink Street London SE1 8DG  
 t+44 20 7828 7888  
 info@watermangroup.com www.watermangroup.com

Status **PLANNING**

Designed By CA Checked By CB Waterman Ref STR15283

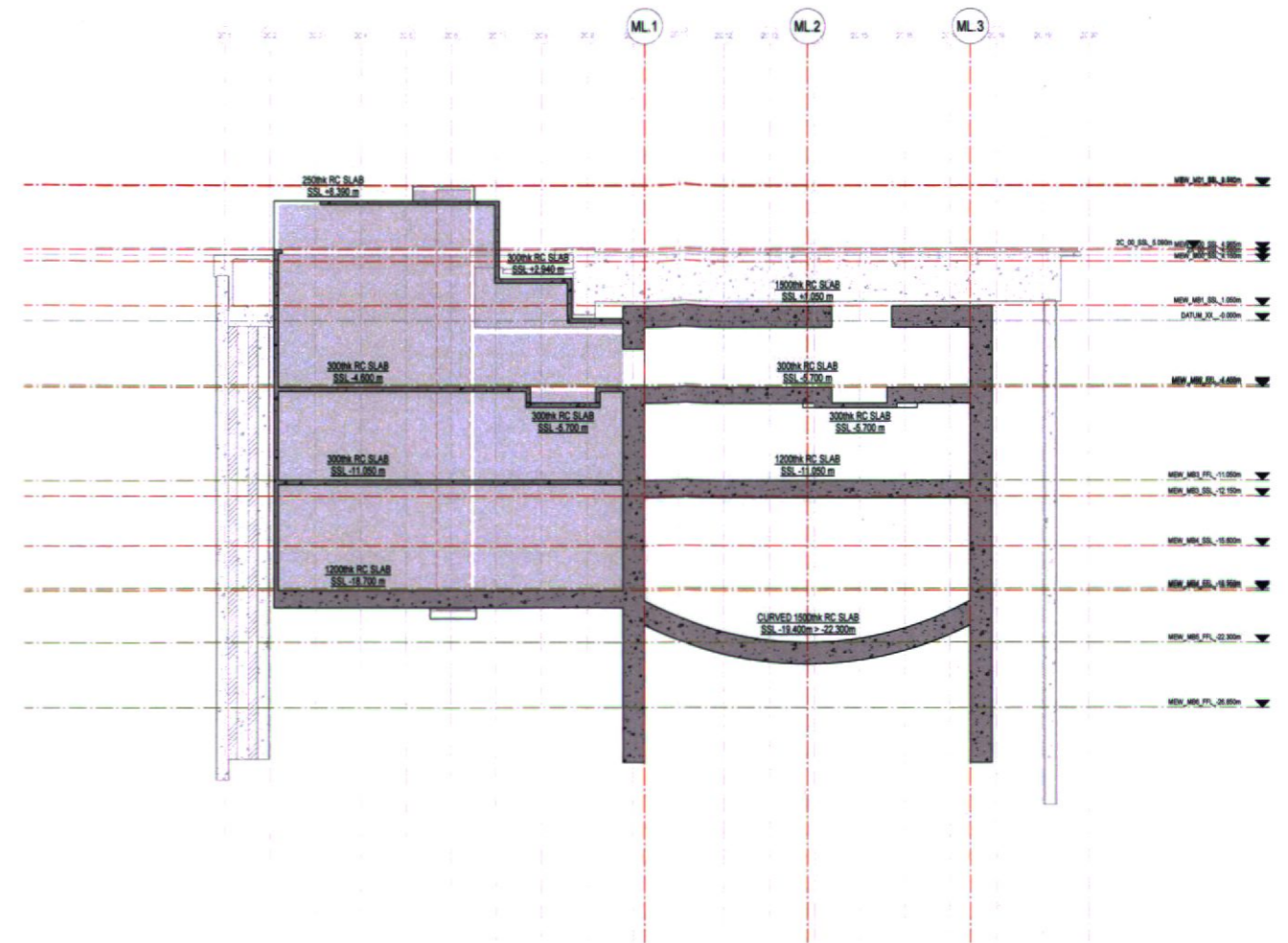
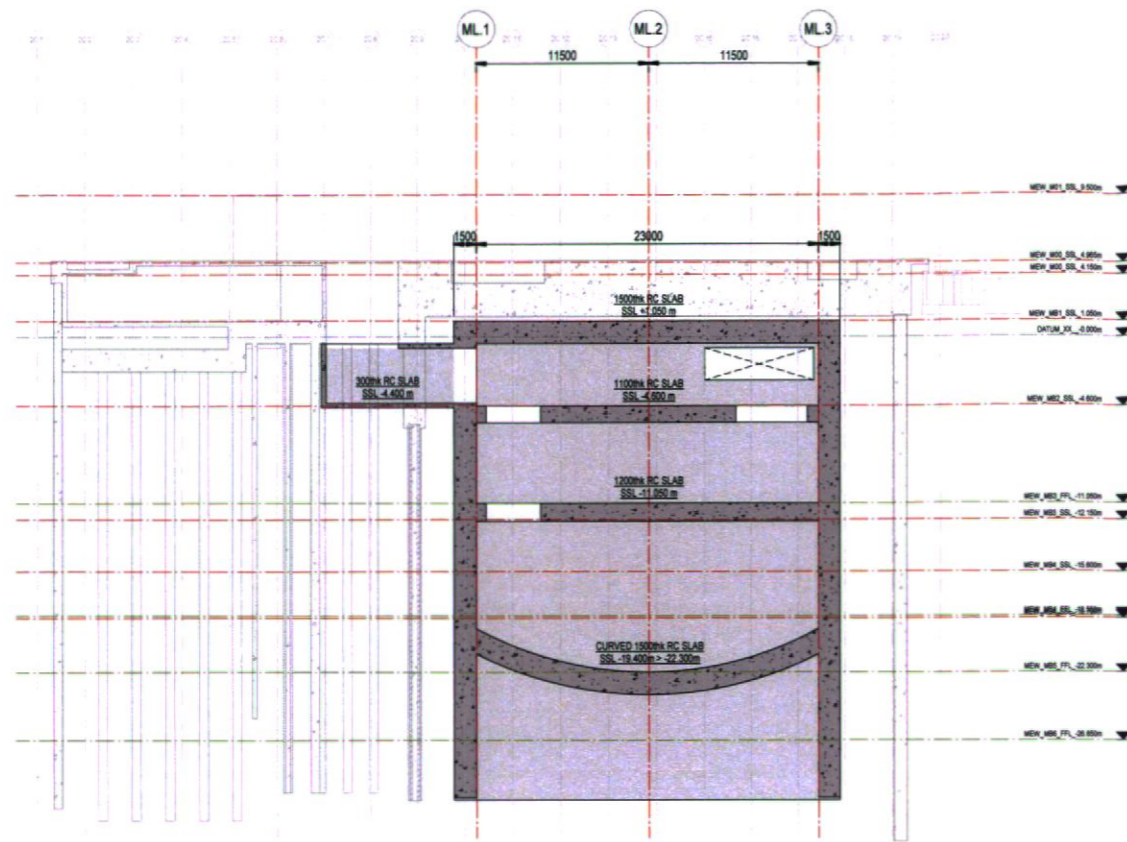
Drawn By CA Date JUN 2021 Scale @ A1 As indicated

| No.        | Date     | Description         | By | CHK |
|------------|----------|---------------------|----|-----|
| P01        | 09.09.22 | ISSUED FOR PLANNING | AS | CB  |
| Amendments |          |                     |    |     |

Project - Originator - Volume - Level - Type - Role - Number Revision  
 DC-WAT-MEW-XX-DR-S-210104 P01

DC-WAT-MEW-ZZ-M3-S-00-0060





This drawing should not be scaled. Dimensions to be verified on site.  
 Any discrepancies should be referred to the Engineer prior to work being put in hand.  
 This drawing is the property of Waterman Structures Limited and is issued on the condition that it is not copied, reproduced, retained or disclosed to any unauthorized person, either wholly or in part without the consent in writing of Waterman Structures Limited.  
 Pickfords Wharf, Clerk Street, London SE1 9DG, United Kingdom  
 T+44 20 7928 7888

**GENERAL NOTES**

TII has collaborated extensively with the Applicant with respect to enabling works for MetroLink. This enabling works package has been coordinated with the current TII Preliminary Design for a future O'Connell Street MetroLink Station



**NEW DESIGN COMMENTS**  
 ARRANGEMENTS SUBJECT TO DESIGN DEVELOPMENT AND ADDITIONAL REQUIREMENTS (IE. TUNNEL BORING MACHINE BREAKTHROUGH / PULLING THROUGH STATION)

Project: **DUBLIN CENTRAL**

Title: **MEW - METRO ENABLING WORKS SECTIONS & DETAILS CROSS SECTIONS SHEET 1**

Client: **DUBLIN CENTRAL GP LTD**



Pickfords Wharf Clerk Street London SE1 9DG  
 T+44 20 7928 7888  
 mel@watermangrp.com www.watermangrp.com

Status: **PLANNING**

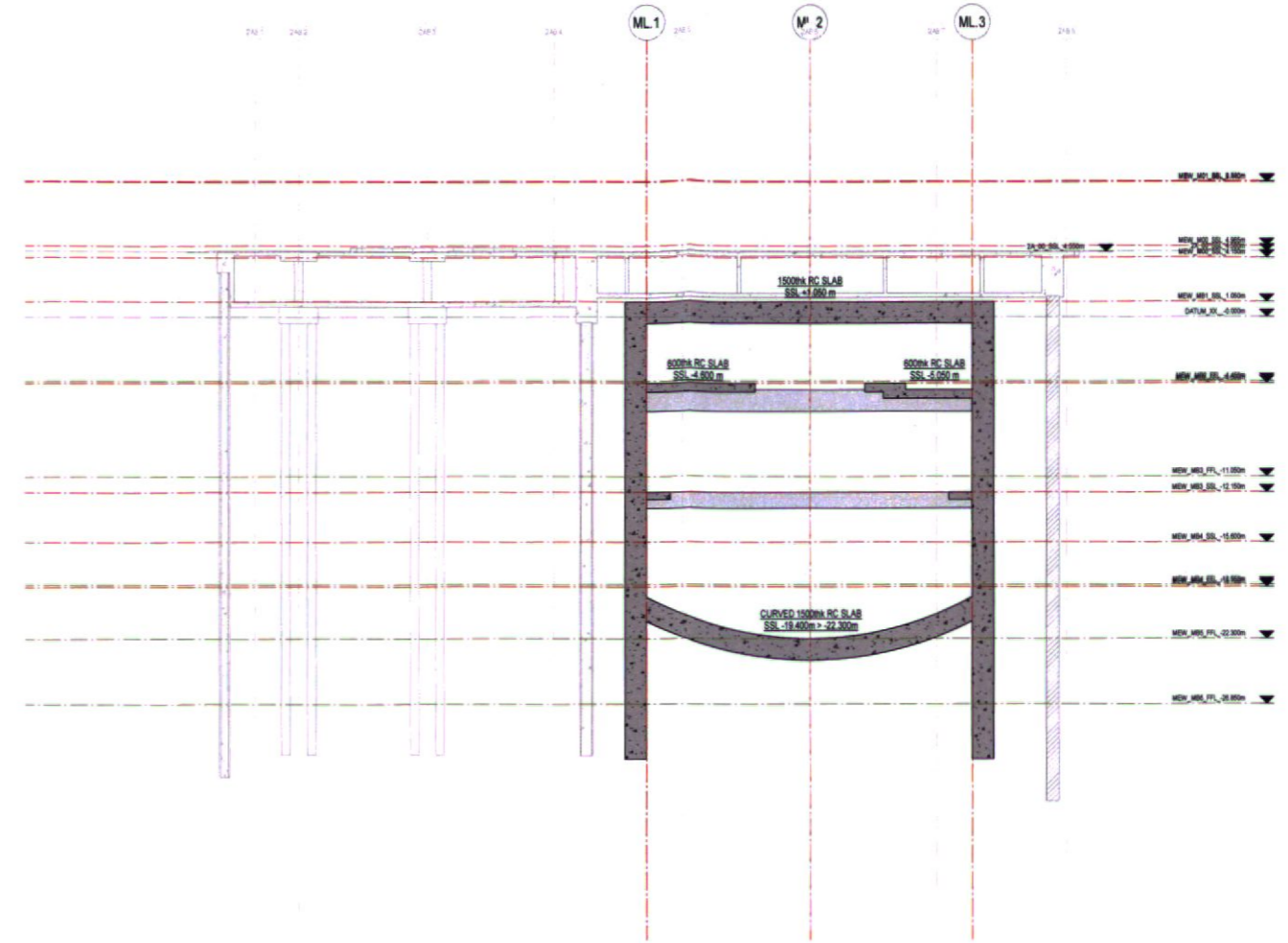
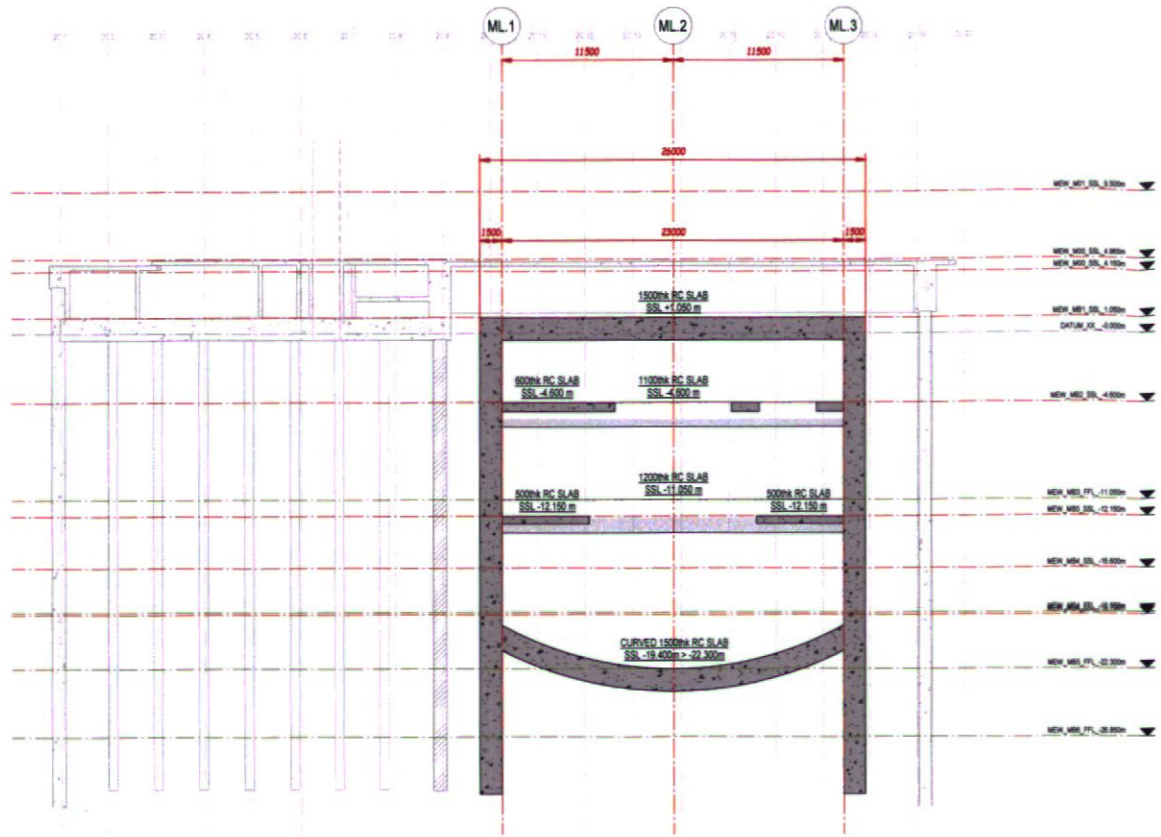
Designed By: CA Checked By: CB Waterman Ref: STR15283  
 Drawn By: CA Date: JUN 2021 Scale: @A1 As indicated

| Rev. | Date     | Description         | By | Chk |
|------|----------|---------------------|----|-----|
| P01  | 29.09.22 | ISSUED FOR PLANNING | AS | CB  |
|      |          |                     |    |     |
|      |          |                     |    |     |

Project - Originator - Volume - Level - Type - Role - Number - Revision  
 DC-WAT-MEW-XX-DR-S-210111 P01

DC-WAT-MEW-ZZ-M3-S-00-0060





This drawing should not be scaled. Dimensions to be verified on site. Any discrepancies should be referred to the Engineer prior to work being put in hand. This drawing is the property of Waterman Structures Limited and is issued on the condition that it is not copied, reproduced, retained or disclosed to any unauthorized person, either wholly or in part without the consent in writing of Waterman Structures Limited.  
 Pickfords Wharf, Clark Street, London SE1 9QG, United Kingdom  
 T+44 20 7928 7888

**GENERAL NOTES**

TII has collaborated extensively with the Applicant with respect to enabling works for MetroLink. This enabling works package has been coordinated with the current TII Preliminary Design for a future O'Connell Street MetroLink Station



**NEW DESIGN COMMENTS**  
 ARRANGEMENTS SUBJECT TO DESIGN DEVELOPMENT AND ADDITIONAL REQUIREMENTS (IE, TUNNEL BORING MACHINE BREAKTHROUGH / PULLING THROUGH STATION)

Project: **DUBLIN CENTRAL**

Title: **MEW - METRO ENABLING WORKS SECTIONS & DETAILS CROSS SECTIONS SHEET 2**

Client: **DUBLIN CENTRAL GP LTD**



Pickfords Wharf, Clark Street, London SE1 9QG  
 T+44 20 7928 7888  
 mail@watermangroup.com www.watermangroup.com

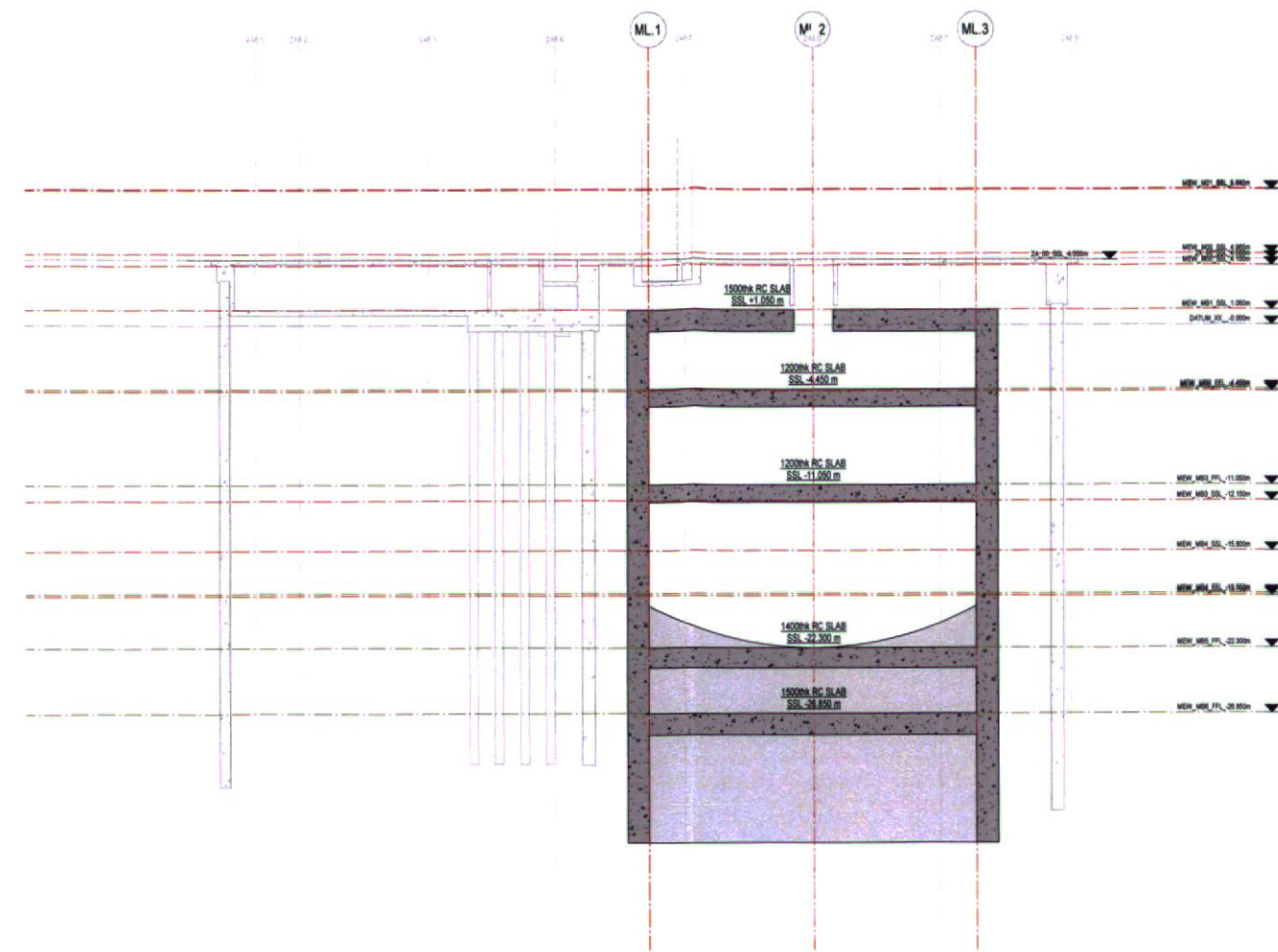
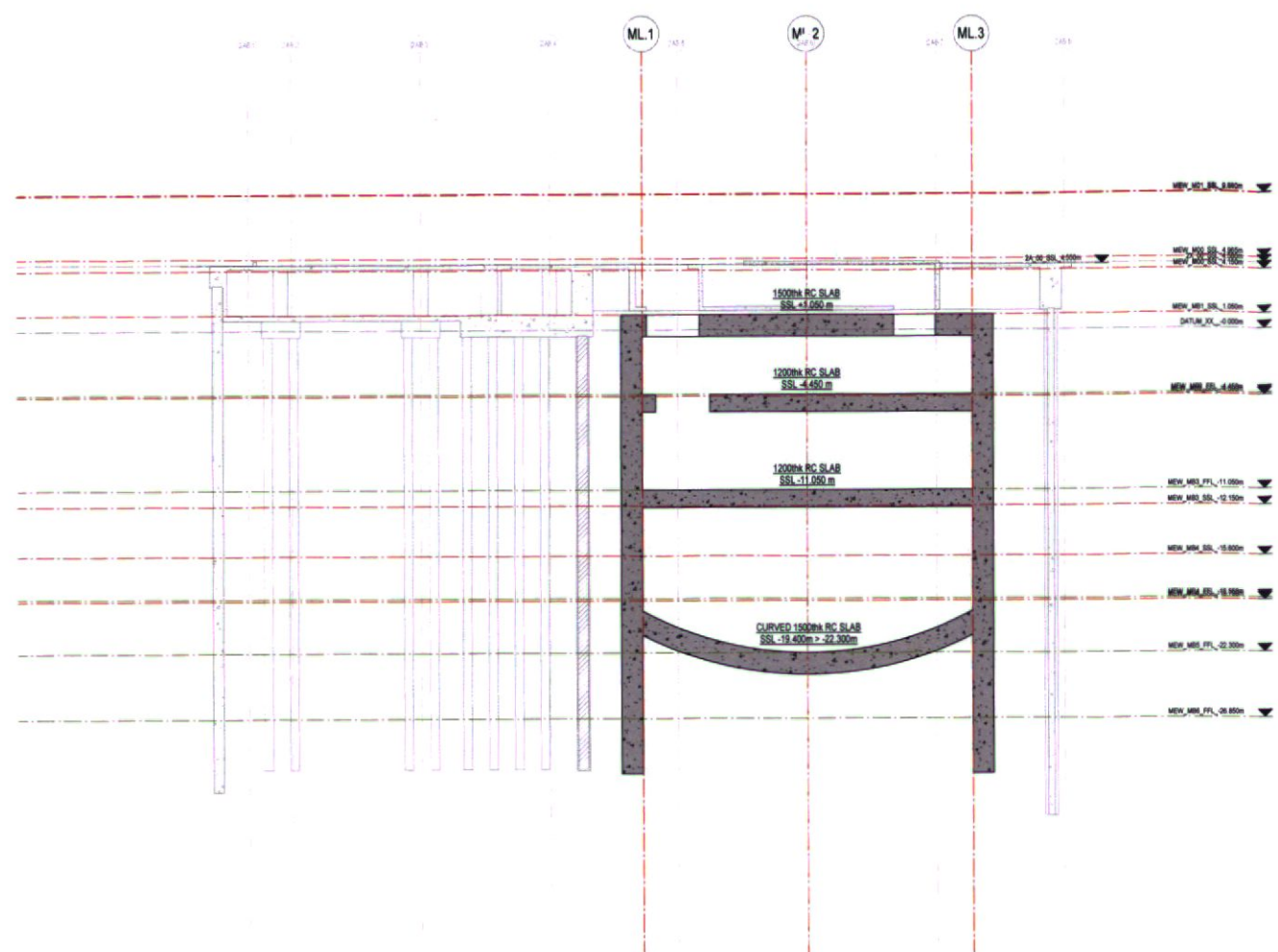
Status: **PLANNING**

Designed By: CA Checked By: CB Waterman Ref: STR15283  
 Drawn By: CA Date: JUN 2021 Scale: A1 As indicated

| Rev | Date     | Description         | By | Chk |
|-----|----------|---------------------|----|-----|
| P01 | 09.09.22 | ISSUED FOR PLANNING | AS | CB  |

Project - Originator - Volume - Level - Type - Role - Number - Revision  
 DC-WAT-MEW-XX-DR-S-210112 P01





This drawing should not be scaled. Dimensions to be verified on site. Any discrepancies should be referred to the Engineer prior to work being put in hand. This drawing is the property of Waterman Structures Limited and is issued on the condition that it is not copied, reproduced, retained or disclosed to any unauthorized person, either wholly or in part without the consent in writing of Waterman Structures Limited. Pickfords Wharf, Clark Street, London SE1 9DG, United Kingdom. T +44 20 7628 7888

**GENERAL NOTES**

TII has collaborated extensively with the Applicant with respect to enabling works for MetroLink. This enabling works package has been coordinated with the current TII Preliminary Design for a future O'Connell Street MetroLink Station



**NEW DESIGN COMMENTS**  
ARRANGEMENTS SUBJECT TO DESIGN DEVELOPMENT AND ADDITIONAL REQUIREMENTS (IE. TUNNEL BORING MACHINE BREAKTHROUGH / PULLING THROUGH STATION)

Project **DUBLIN CENTRAL**

Title **MEW - METRO ENABLING WORKS SECTIONS & DETAILS CROSS SECTIONS SHEET 3**

Client **DUBLIN CENTRAL GP LTD**



Pickfords Wharf, Clark Street, London SE1 9DG  
T +44 20 7628 7888  
mail@watermangroup.com www.watermangroup.com

Discipline **PLANNING**

Designed By CA Checked By CB Waterman Ref: STR15283  
Drawn By CA Date JUN 2021 Scale @ A1 As indicated

| Rev        | Date     | Description         | By | CHK |
|------------|----------|---------------------|----|-----|
| P01        | 29.09.22 | ISSUED FOR PLANNING | AS | CB  |
| Amendments |          |                     |    |     |

| Project                   | Originator | Volume | Level | Type | Risk | Number | Revision |
|---------------------------|------------|--------|-------|------|------|--------|----------|
| DC-WAT-MEW-XX-DR-S-210113 |            |        |       |      |      |        | P01      |

DC-WAT-MEW-ZZ-MS-S-00-0060





## E. Loading Information



**DUBLIN CENTRAL**  
**EXISTING BUILDING IMPOSED (LIVE) LOADING**  
 WSL - 28.01.2020

- KEY**
- 60 SLS LOAD (kN/m)
  - ↗ EXTENTS OF LOADS (BUILDING BOUNDARY)
  - 14** BUILDING NUMBER
  - ↗ EXTENTS OF LOADS (BUILDING BOUNDARY)





DUBLIN CENTRAL  
EXISTING BUILDING PERMANENT (DEAD) LOADIN  
WSL - 28.01.2020

- KEY**
- SLS LOAD (kN/m)
  - 60 SLS LOAD (kN/m)
  - EXTENTS OF LOADS (BUILDING BOUNDARY)
  - 14 BUILDING NUMBER
  - EXTENTS OF LOADS (BUILDING BOUNDARY)

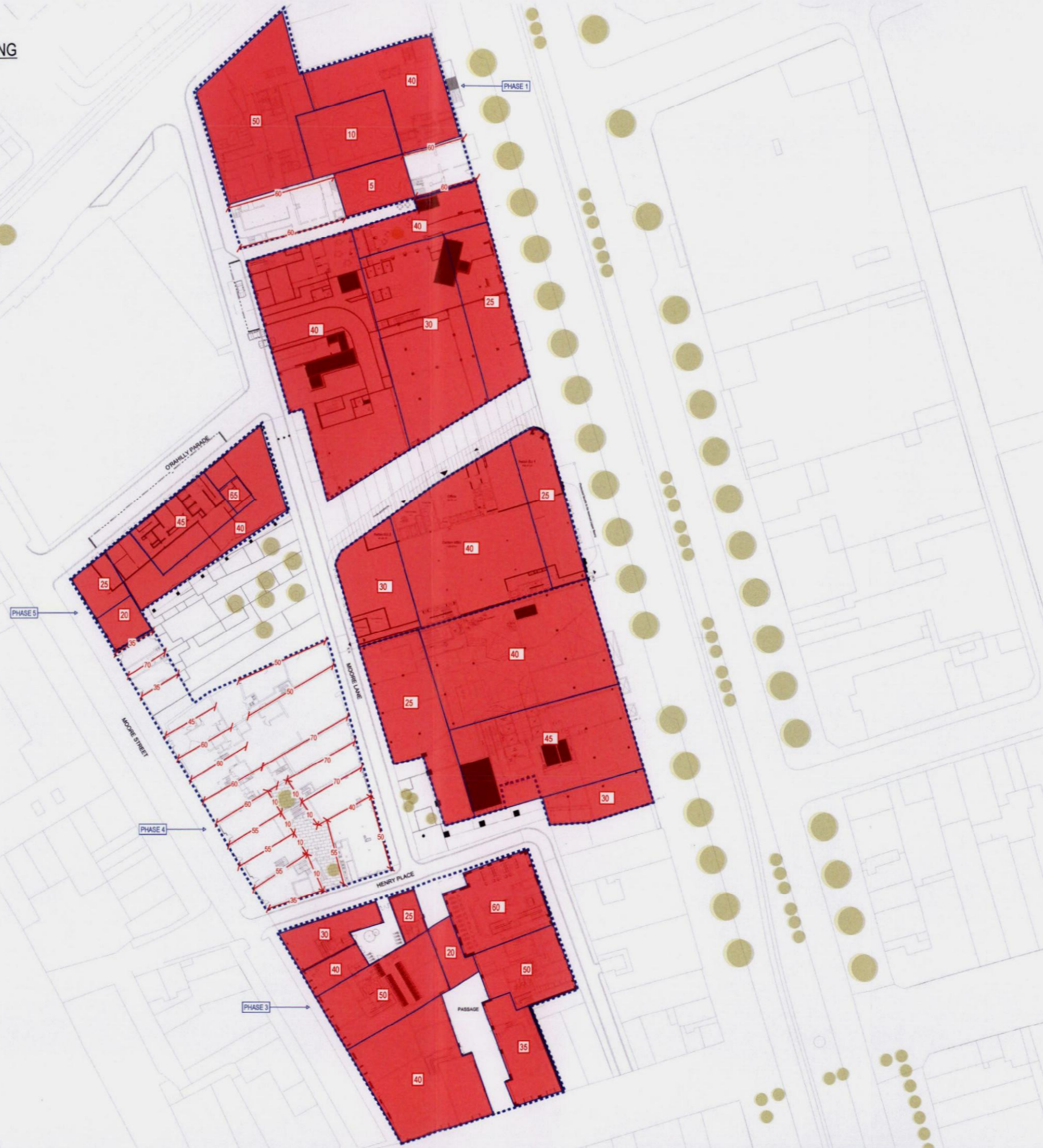
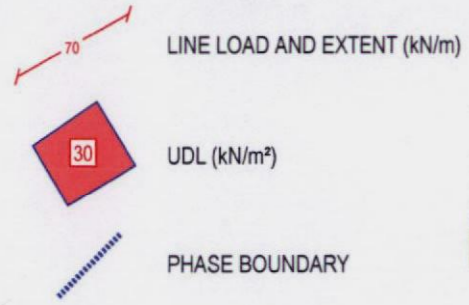




DUBLIN CENTRAL  
PROPOSED BUILDING IMPOSED (LIVE) LOADING

WSL - 01.02.2020

KEY



P00 16.12.2020 Issued for information only AS/JD



Masterplan  
Floor Plan-Level 00

1:500 @ A1

16.12.2020


AS JD



DUBLIN CENTRAL  
PROPOSED BUILDING PERMANENT (DEAD) LOADING

WSL - 01.02.2020

KEY



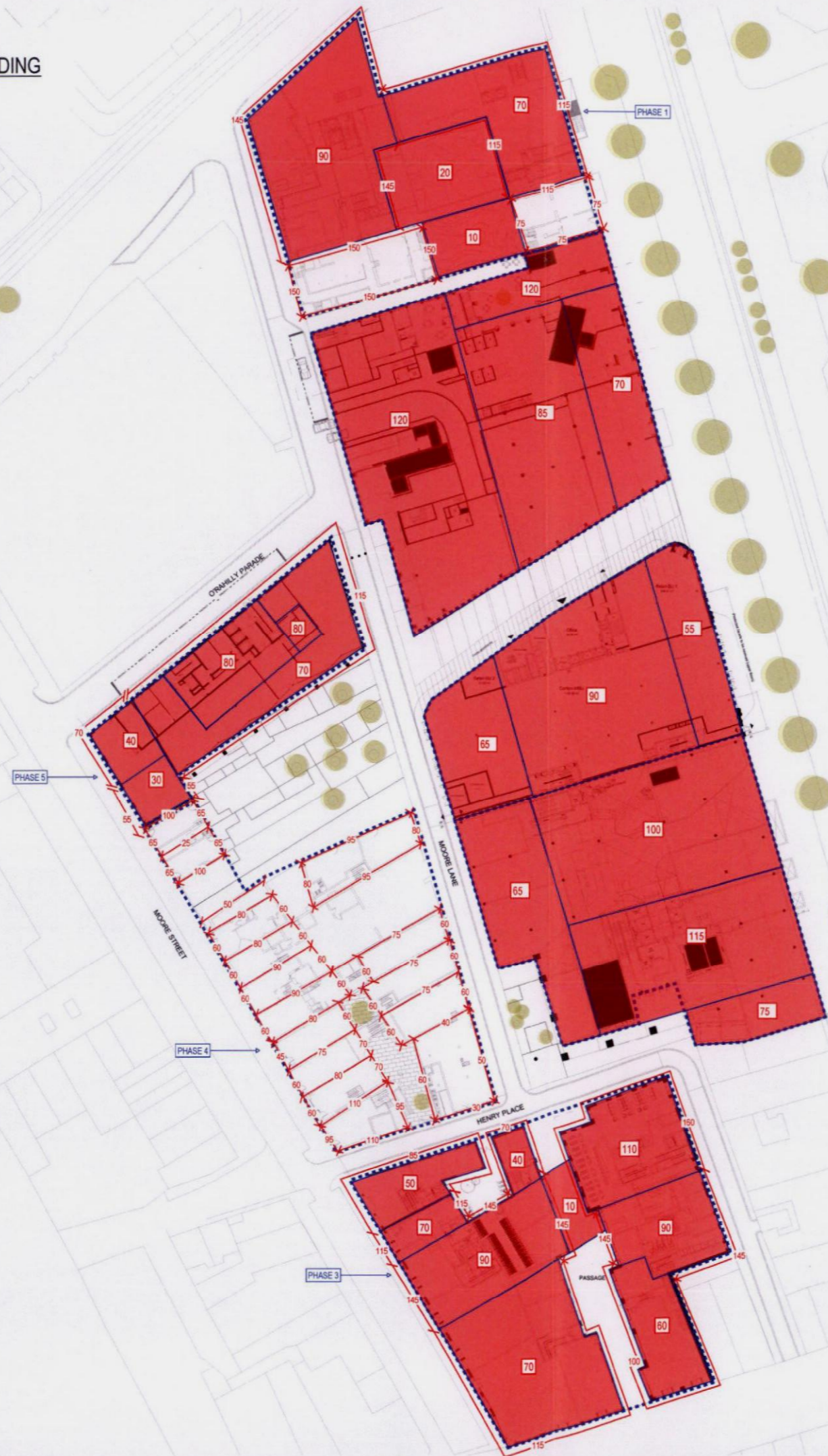
LINE LOAD AND EXTENT (kN/m)



UDL (kN/m²)



PHASE BOUNDARY



P00 16.12.2020 Issued for information only AS/JD



Masterplan  
Floor Plan-Level 00

1:500 @ A1

16.12.2020

AS JD






## F. PDisp / XDisp Output Data



|               |                     |                 |
|---------------|---------------------|-----------------|
| Job No.       | Sheet No.           | Rev.            |
| 17838         |                     |                 |
| Drg. Ref.     |                     |                 |
| Made by<br>TP | Date<br>09-Mar-2021 | Checked<br>Date |



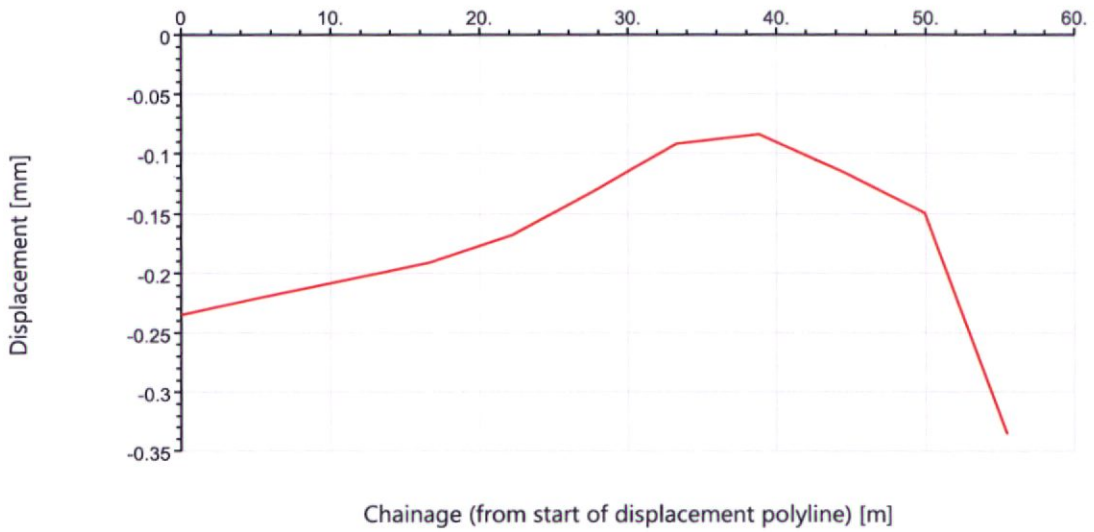


|           |             |         |      |
|-----------|-------------|---------|------|
| Job No.   | Sheet No.   | Rev.    |      |
| 17838     |             |         |      |
| Drg. Ref. |             |         |      |
| Made by   | Date        | Checked | Date |
| TP        | 09-Mar-2021 |         |      |

## Displacement Polyline - Displacement Chart

Stage: Base Model, Displacement Polyline 1: Arc 1

— Vertical Displacement



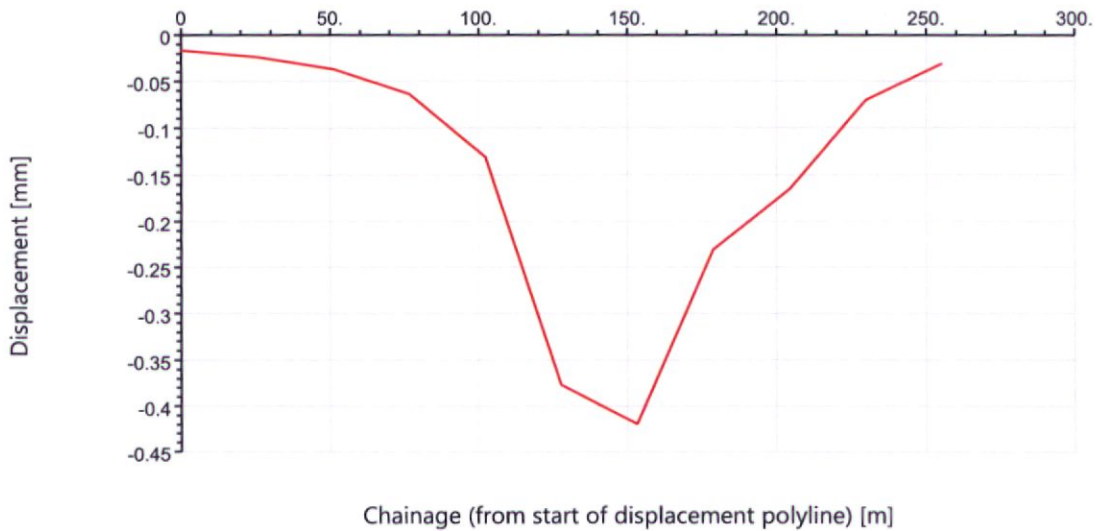


|           |             |         |      |
|-----------|-------------|---------|------|
| Job No.   | Sheet No.   | Rev.    |      |
| 17838     |             |         |      |
| Drg. Ref. |             |         |      |
| Made by   | Date        | Checked | Date |
| TP        | 09-Mar-2021 |         |      |

## Displacement Polyline - Displacement Chart

Stage: Base Model, Displacement Polyline 3: Line 1

— Vertical Displacement



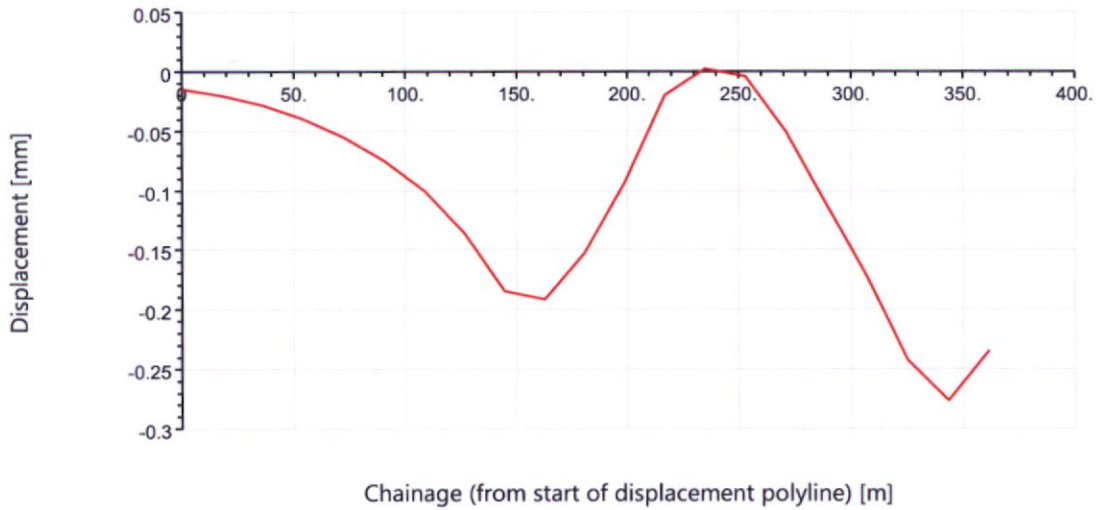


|               |                     |                 |
|---------------|---------------------|-----------------|
| Job No.       | Sheet No.           | Rev.            |
| 17838         |                     |                 |
| Drg. Ref.     |                     |                 |
| Made by<br>TP | Date<br>09-Mar-2021 | Checked<br>Date |

## Displacement Polyline - Displacement Chart

Stage: Base Model, Displacement Polyline 5: Line 3

— Vertical Displacement






Dublin Central

# PLAXIS Report




### 2.1.1.1.2 Calculation results, Phase\_2 [Phase\_2] (2/10), Total displacements |u|



**Total displacements |u| (scaled up 200 times) (Time 0.2991 day)**  
Maximum value = 0.02416 m (Element 130 at Node 3175)




### 2.1.1.1.4 Calculation results, Phase\_5 [Phase\_5] (5/20), Total displacements |u|



**Total displacements |u| (scaled up 200 times)**  
Maximum value = 0.03555 m (Element 134 at Node 6066)




### 2.1.1.1.6 Calculation results, Phase\_7 [Phase\_7] (7/39), Total displacements |u|



**Total displacements |u| (scaled up 100 times)**  
Maximum value = 0.04677 m (Element 353 at Node 8736)




### 2.1.1.1.8 Calculation results, Phase\_9 [Phase\_9] (9/66), Total displacements |u|



**Total displacements |u| (scaled up 100 times)**  
Maximum value = 0.06204 m (Element 353 at Node 8736)




### 2.1.1.1.10 Calculation results, Phase\_12 [Phase\_12] (12/82), Total displacements |u|



**Total displacements |u| (scaled up 50.0 times)**  
Maximum value = 0.06797 m (Element 353 at Node 8736)




### 2.1.1.1.12 Calculation results, Phase\_14 [Phase\_14] (14/92), Total displacements |u|



**Total displacements |u| (scaled up 2.00\*10<sup>3</sup> times)**  
Maximum value = 3.138\*10<sup>-3</sup> m (Element 250 at Node 4776)\*


### 2.1.1.1.14 Calculation results, Phase\_17 [Phase\_17] (17/169), Total displacements |u|



**Total displacements |u| (scaled up 500 times)**  
Maximum value = 7.111\*10<sup>-3</sup> m (Element 250 at Node 4776)

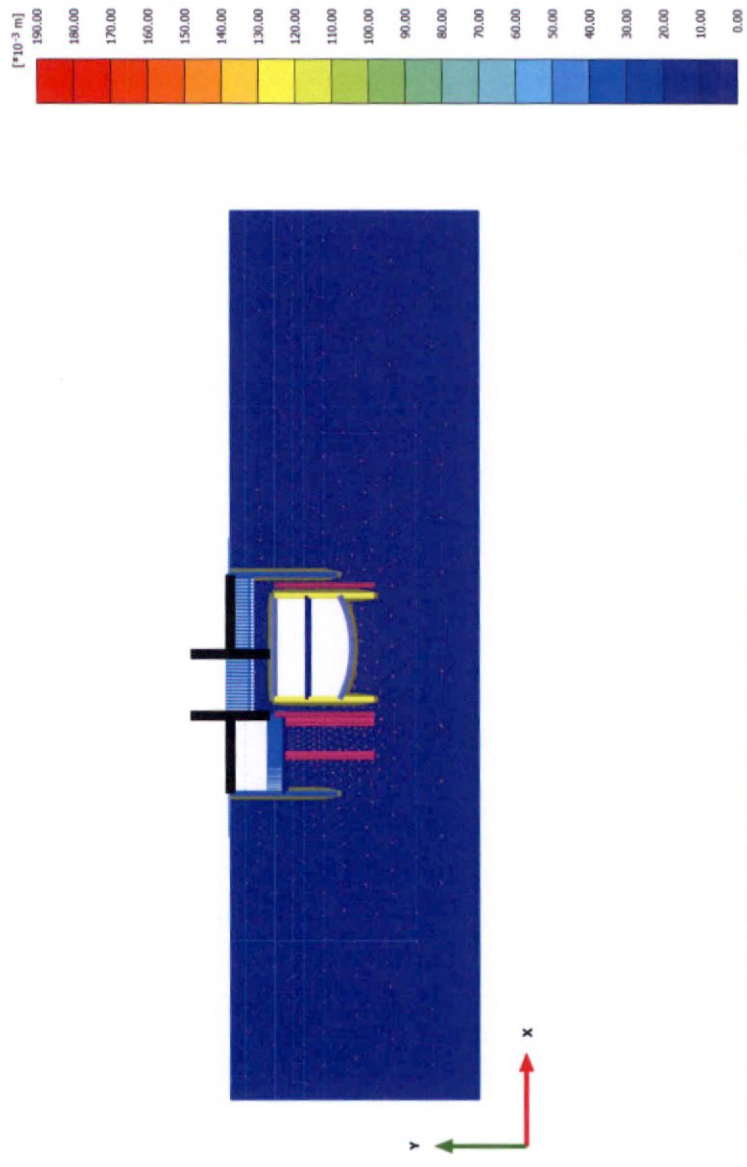


### 2.1.1.1.16 Calculation results, Phase\_1 [Phase\_1] (1/224), Total displacements |u|



**Total displacements |u| (scaled up 500 times)**  
Maximum value = 0.01827 m (Element 133 at Node 5210)

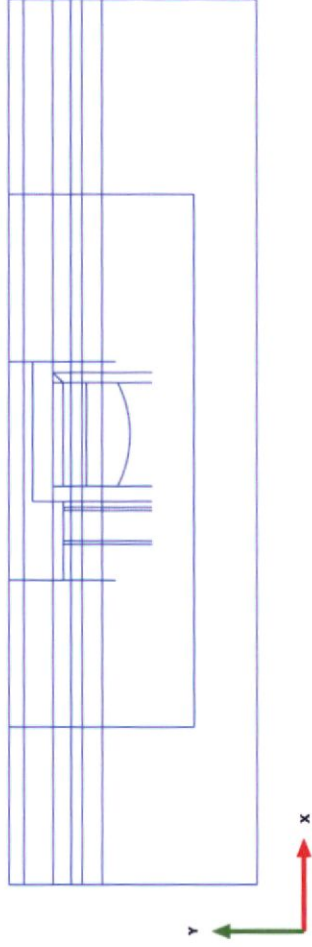
### 2.1.1.1.18 Calculation results, Phase\_18 [Phase\_18] (18/260), Total displacements |u|



**Total displacements |u| (scaled up 50.0 times) (Time 0.6783 day)**  
Maximum value = 0.1802 m (Element 348 at Node 1188)

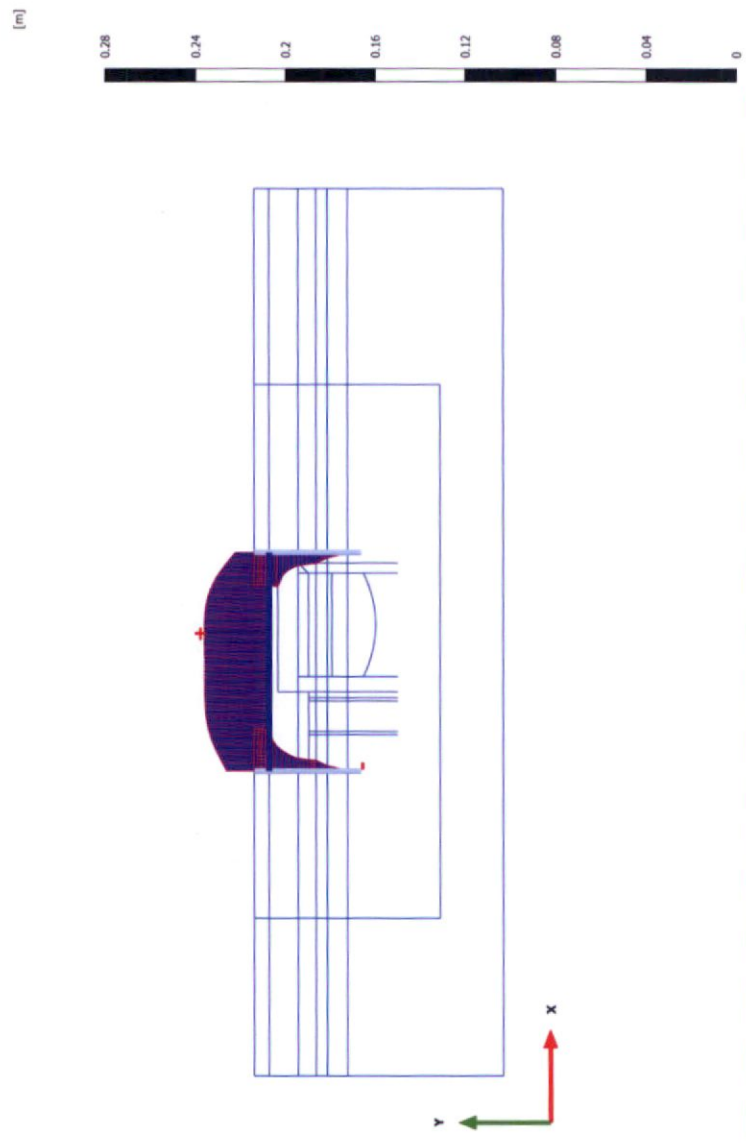


### 3.1.1.1.1.1 Calculation results, Plate, Initial phase [InitialPhase] (0/0), Total displacements |u|



**Total displacements |u| (at true scale)**  
No results

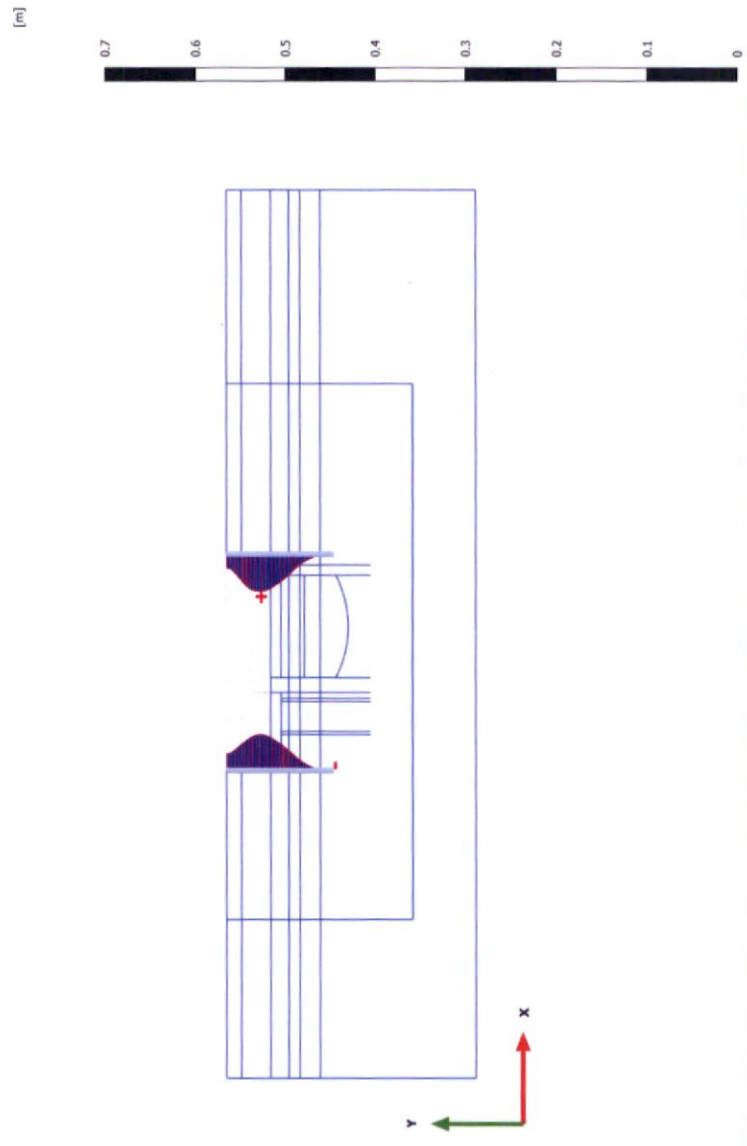
### 3.1.1.1.1.3 Calculation results, Plate, Phase\_4 [Phase\_4] (4/14), Total displacements $|u|$



**Total displacements  $|u|$  (scaled up 500 times)**  
Maximum value = 0.02885 m (Element 12 at Node 5204)

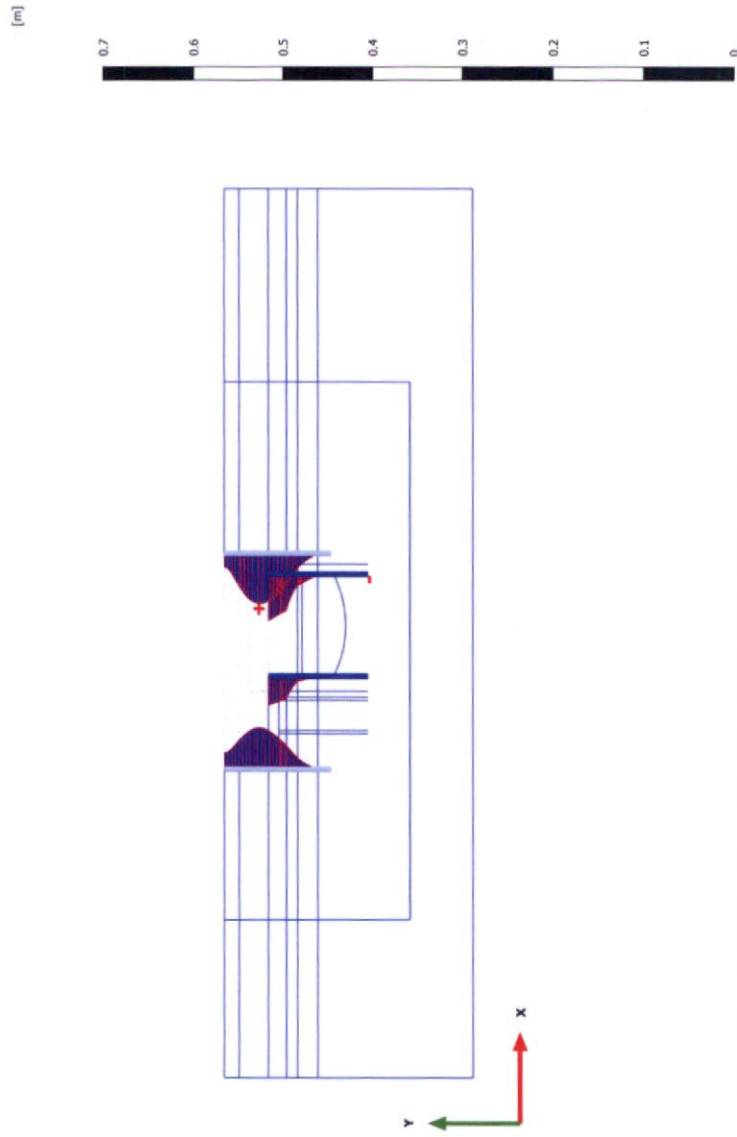


### 3.1.1.1.1.5 Calculation results, Plate, Phase\_6 [Phase\_6] (6/37), Total displacements $|u|$



**Total displacements  $|u|$  (scaled up 200 times)**  
Maximum value = 0.04159 m (Element 22 at Node 8724)

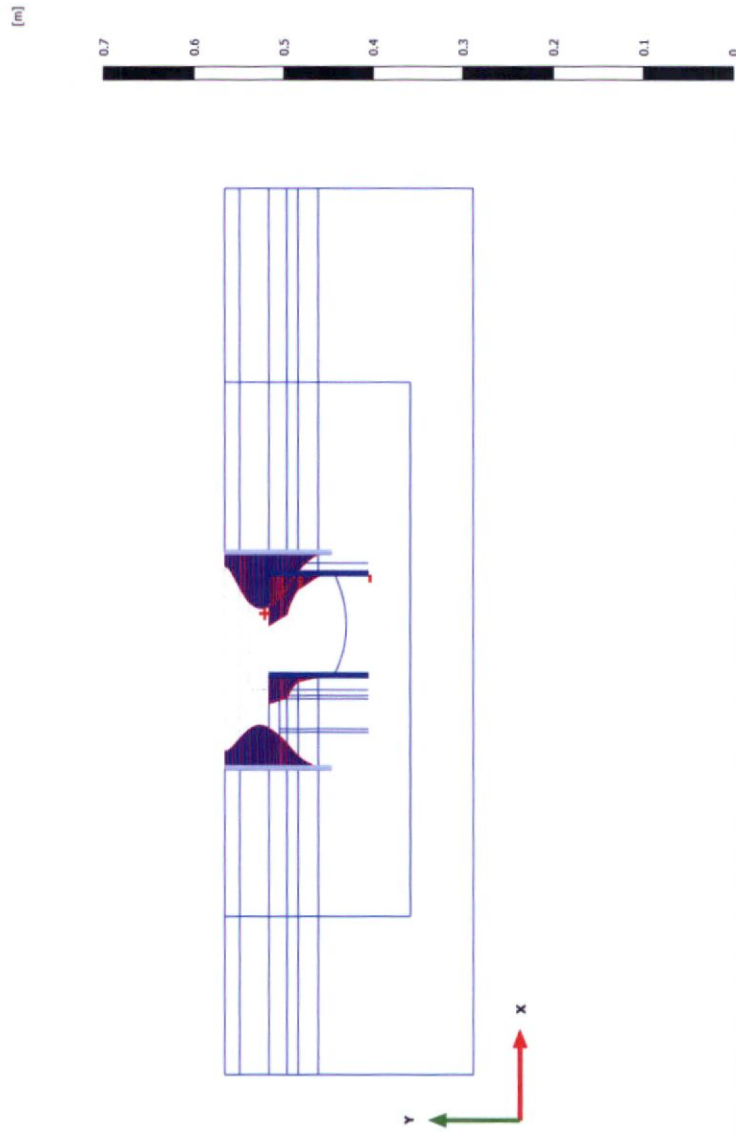
### 3.1.1.1.1.7 Calculation results, Plate, Phase\_8 [Phase\_8] (8/50), Total displacements $|u|$



**Total displacements  $|u|$  (scaled up 200 times)**  
Maximum value = 0.05646 m (Element 22 at Node 8724)

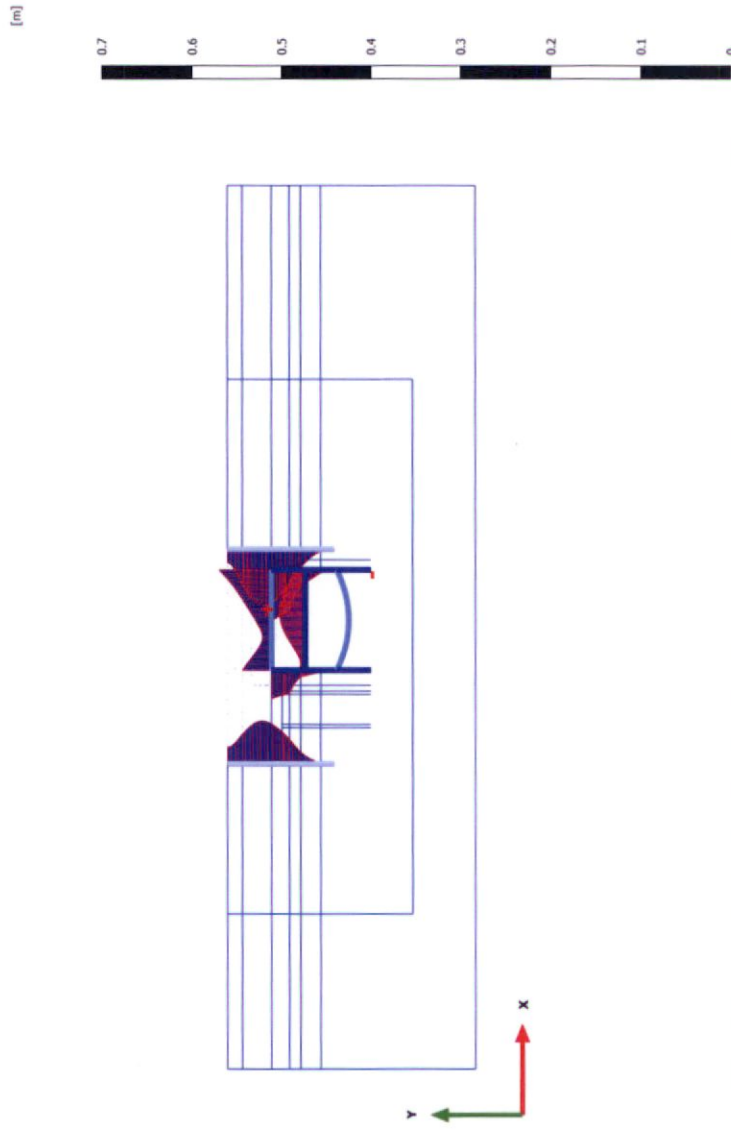


### 3.1.1.1.1.9 Calculation results, Plate, Phase\_10 [Phase\_10] (10/71), Total displacements |u|



**Total displacements |u| (scaled up 200 times)**  
Maximum value = 0.06288 m (Element 22 at Node 8725)

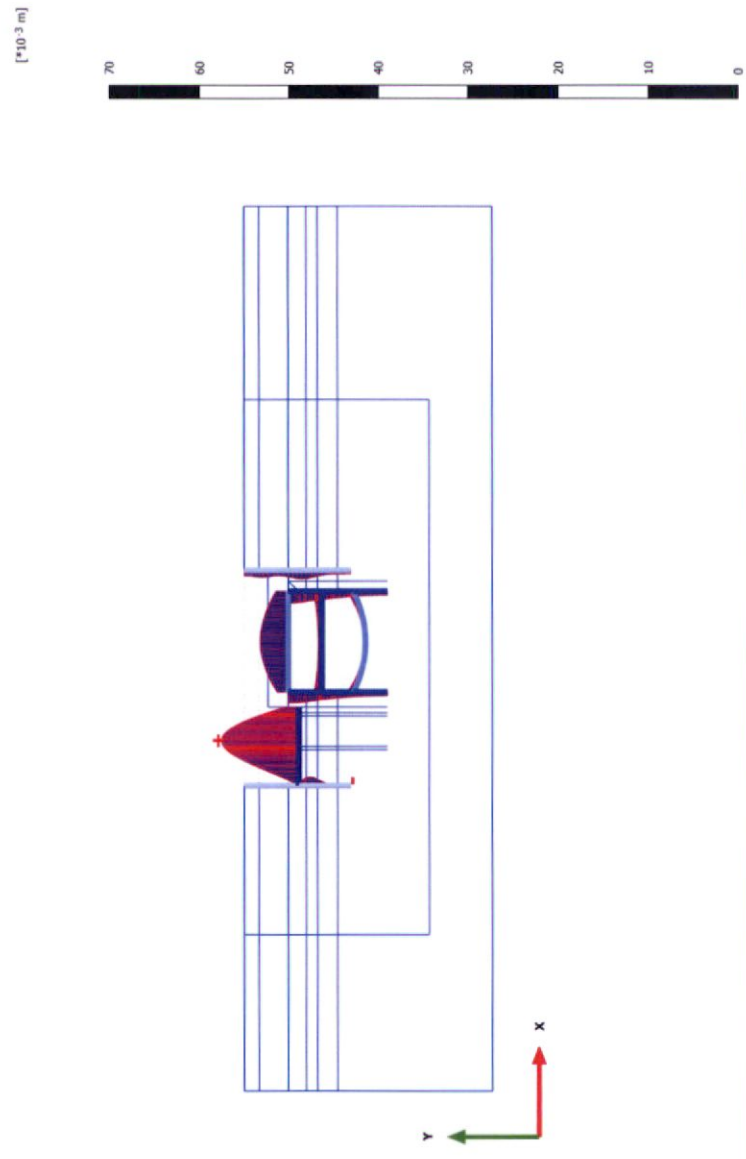
### 3.1.1.1.1.11 Calculation results, Plate, Phase\_13 [Phase\_13] (13/84), Total displacements |u|



**Total displacements |u| (scaled up 200 times)**  
Maximum value = 0.06301 m (Element 22 at Node 8725)

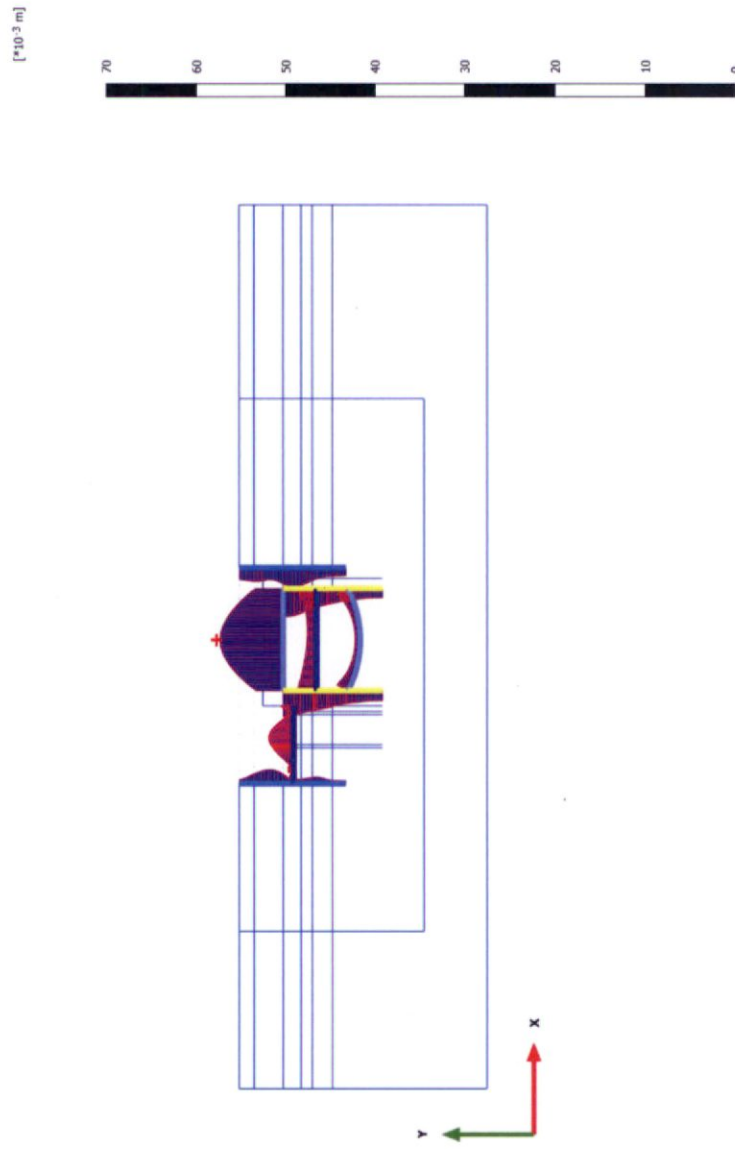


### 3.1.1.1.1.13 Calculation results, Plate, Phase\_15 [Phase\_15] (15/165), Total displacements |u|



**Total displacements |u| (scaled up 2.00\*10<sup>3</sup> times)**  
Maximum value = 8.627\*10<sup>-3</sup> m (Element 42 at Node 16)

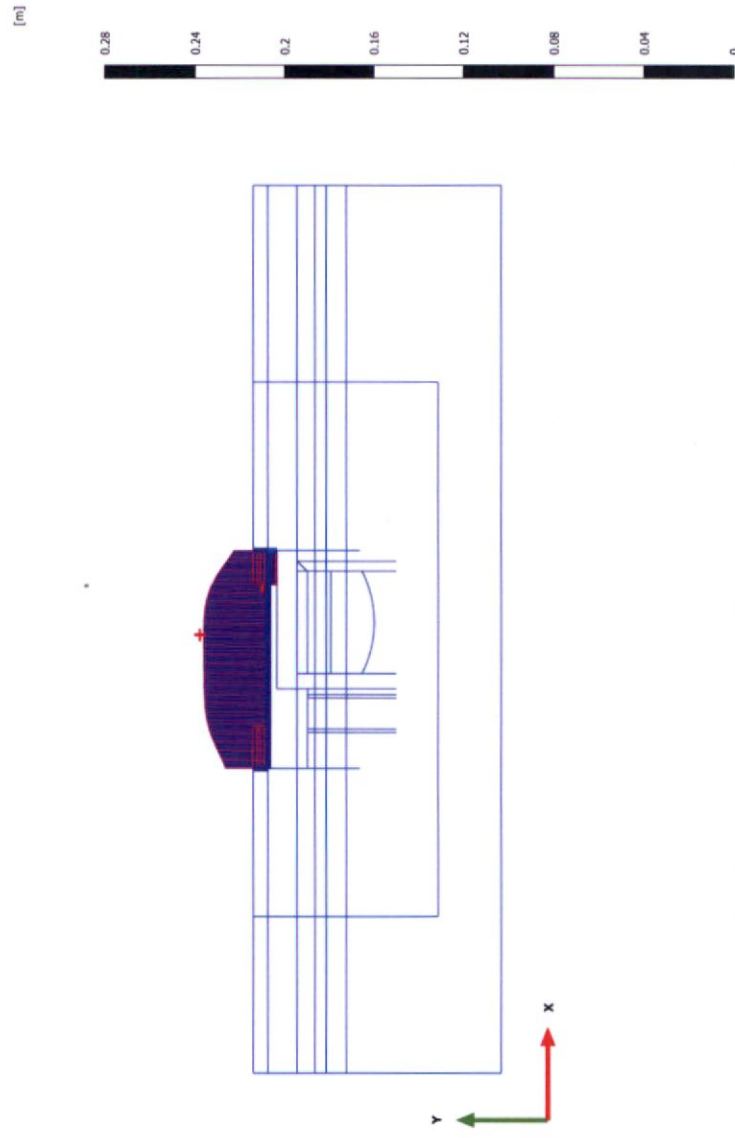
### 3.1.1.1.1.15 Calculation results, Plate, Phase\_16 [Phase\_16] (16/189), Total displacements |u|



**Total displacements |u| (scaled up  $2.00 \times 10^3$  times)**  
Maximum value =  $7.082 \times 10^{-3}$  m (Element 26 at Node 3984)

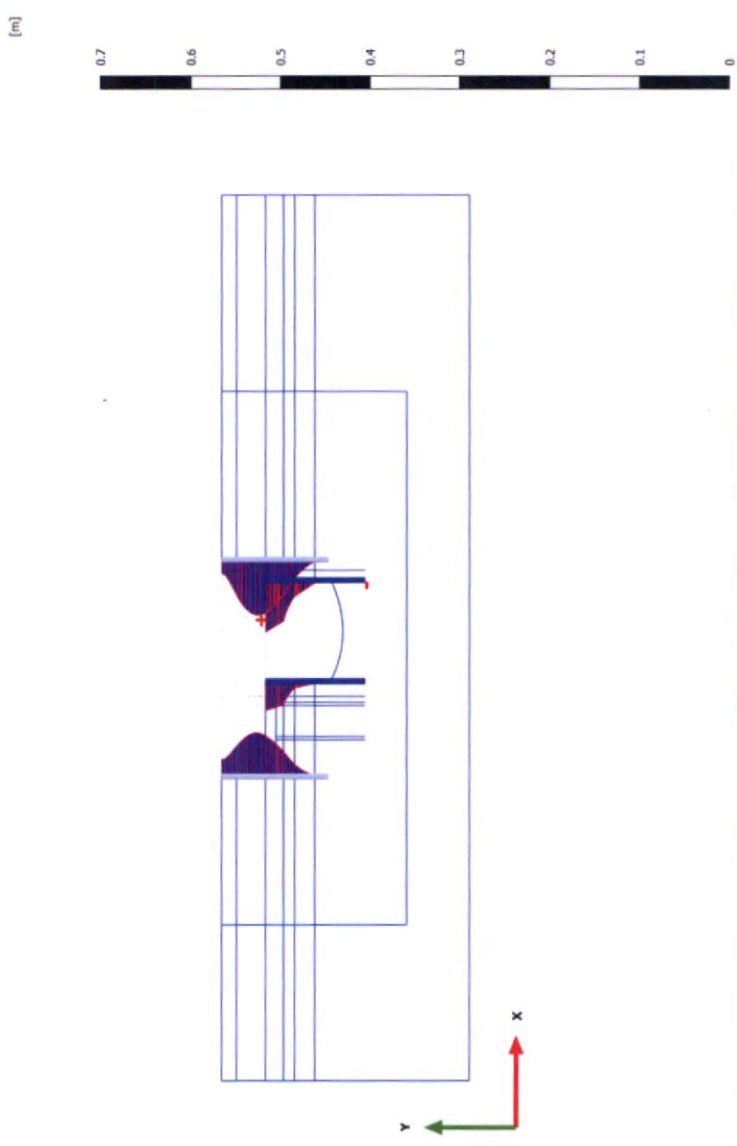


### 3.1.1.1.1.17 Calculation results, Plate, Phase\_3 [Phase\_3] (3/230), Total displacements $|u|$



**Total displacements  $|u|$  (scaled up 500 times)**  
Maximum value = 0.02882 m (Element 12 at Node 4277)

### 3.1.1.1.19 Calculation results, Plate, Phase\_11 (11/329), Total displacements |u|

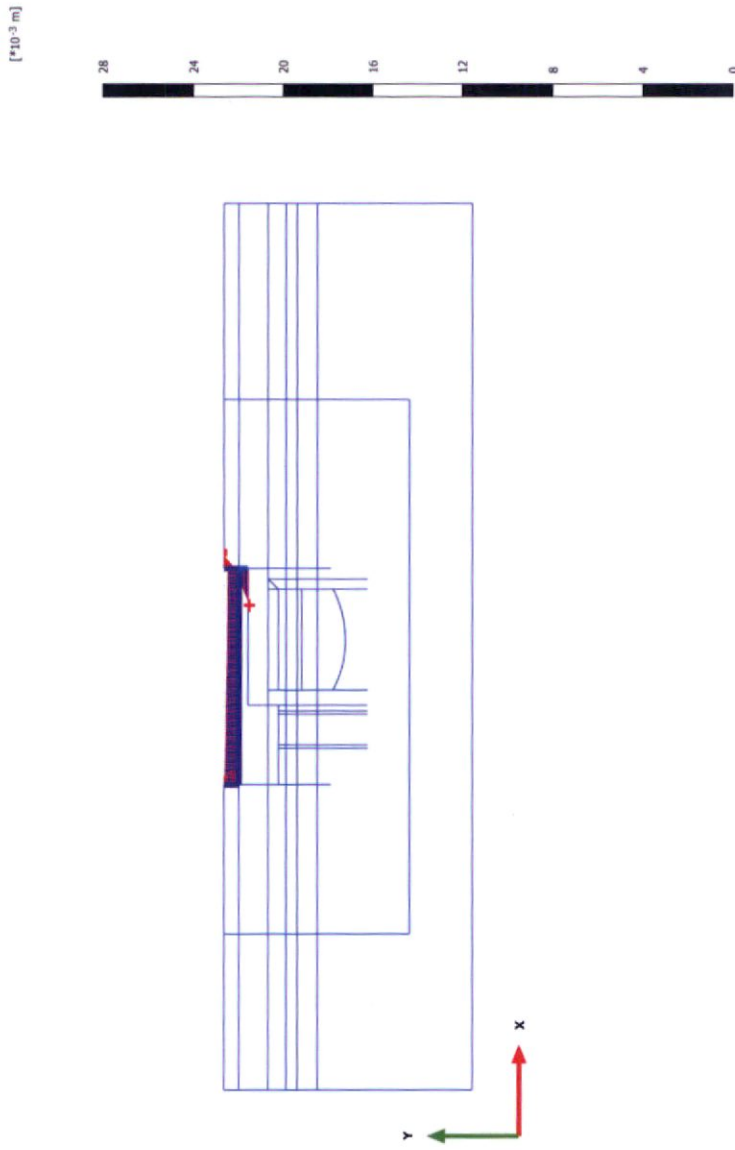


**Total displacements |u| (scaled up 200 times)**  
Maximum value = 0.06306 m (Element 22 at Node 8725)



### 3.1.1.1.2.2 Calculation results, Plate, Phase\_2 [Phase\_2] (2/10), Total displacements

$u_x$



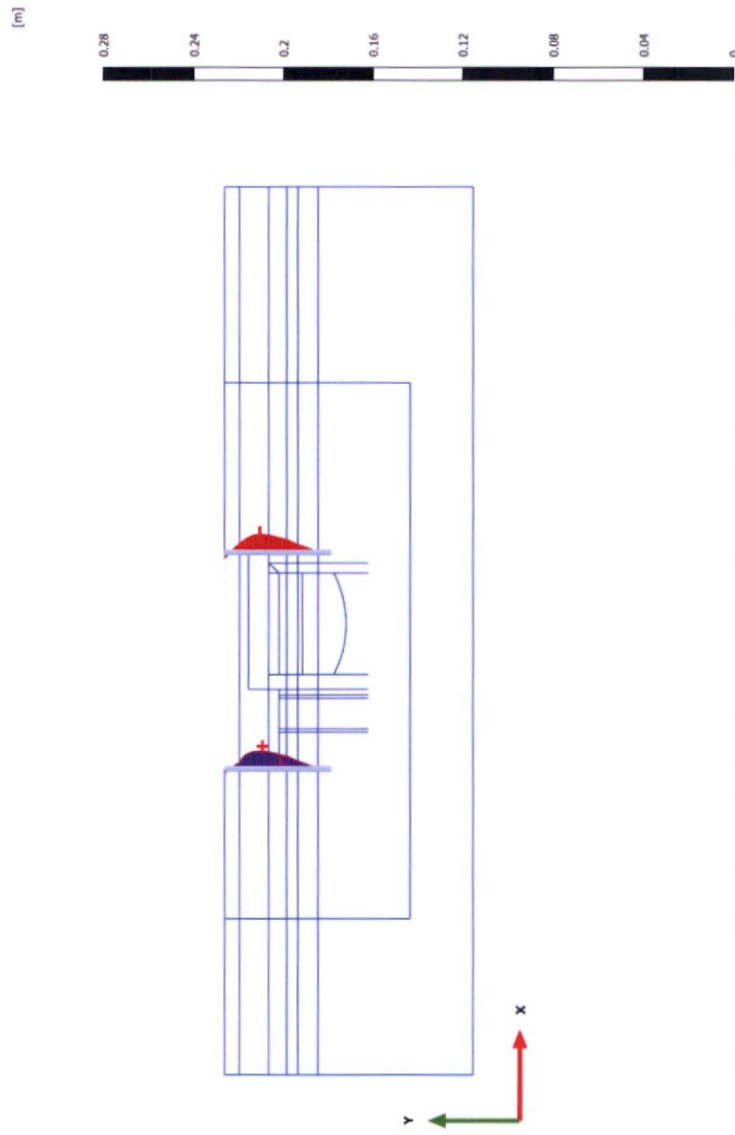
**Total displacements  $u_x$  (scaled up  $5.00 \cdot 10^3$  times) (Time 0.2991 day)**

Maximum value =  $1.441 \cdot 10^{-3}$  m (Element 19 at Node 8849)

Minimum value =  $-0.5263 \cdot 10^{-3}$  m (Element 2 at Node 8865)

### 3.1.1.1.2.4 Calculation results, Plate, Phase\_5 [5/20], Total displacements

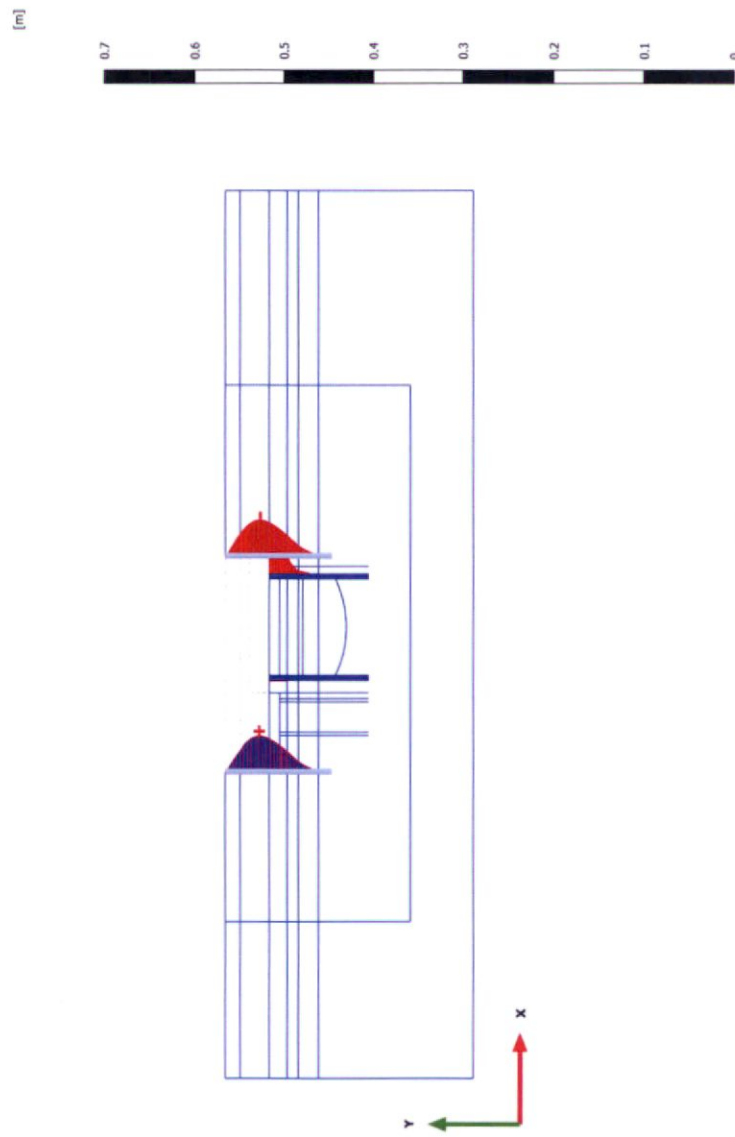
$u_x$





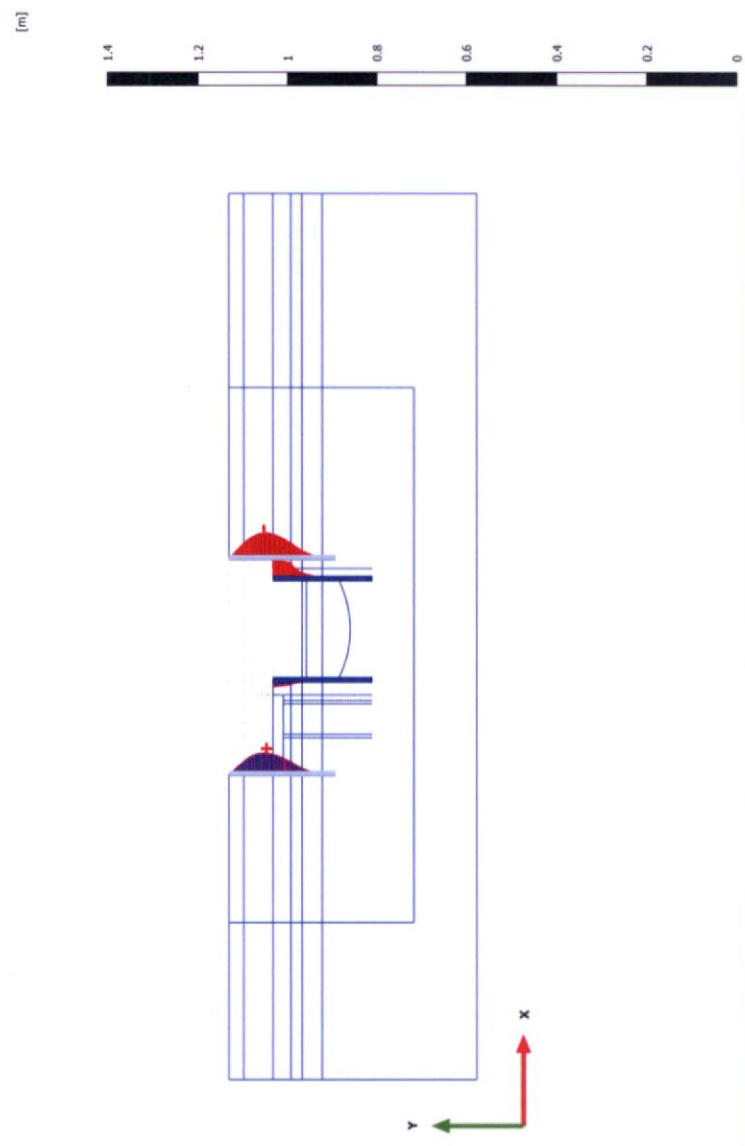
### 3.1.1.1.2.6 Calculation results, Plate, Phase\_7 [Phase\_7] (7/39), Total displacements

$u_x$



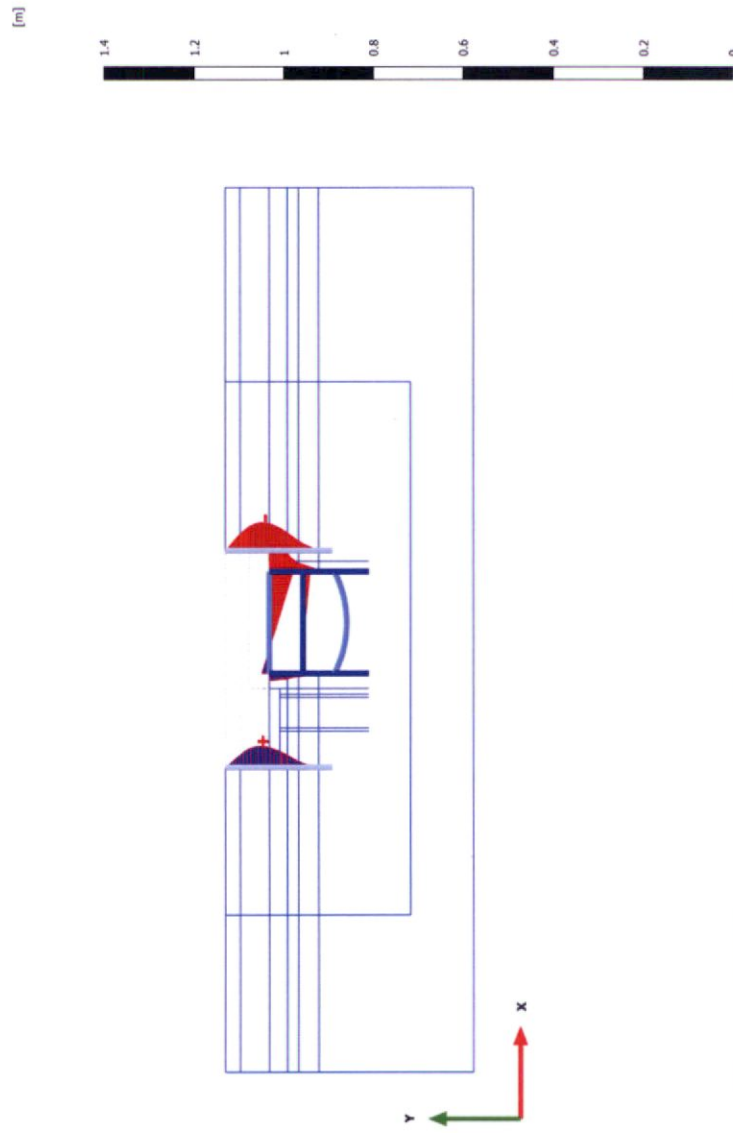
**Total displacements  $u_x$  (scaled up 200 times)**  
Maximum value = 0.04068 m (Element 21 at Node 1276)  
Minimum value = -0.04112 m (Element 22 at Node 8724)

### 3.1.1.1.2.8 Calculation results, Plate, Phase\_9 [9/66], Total displacements $u_x$



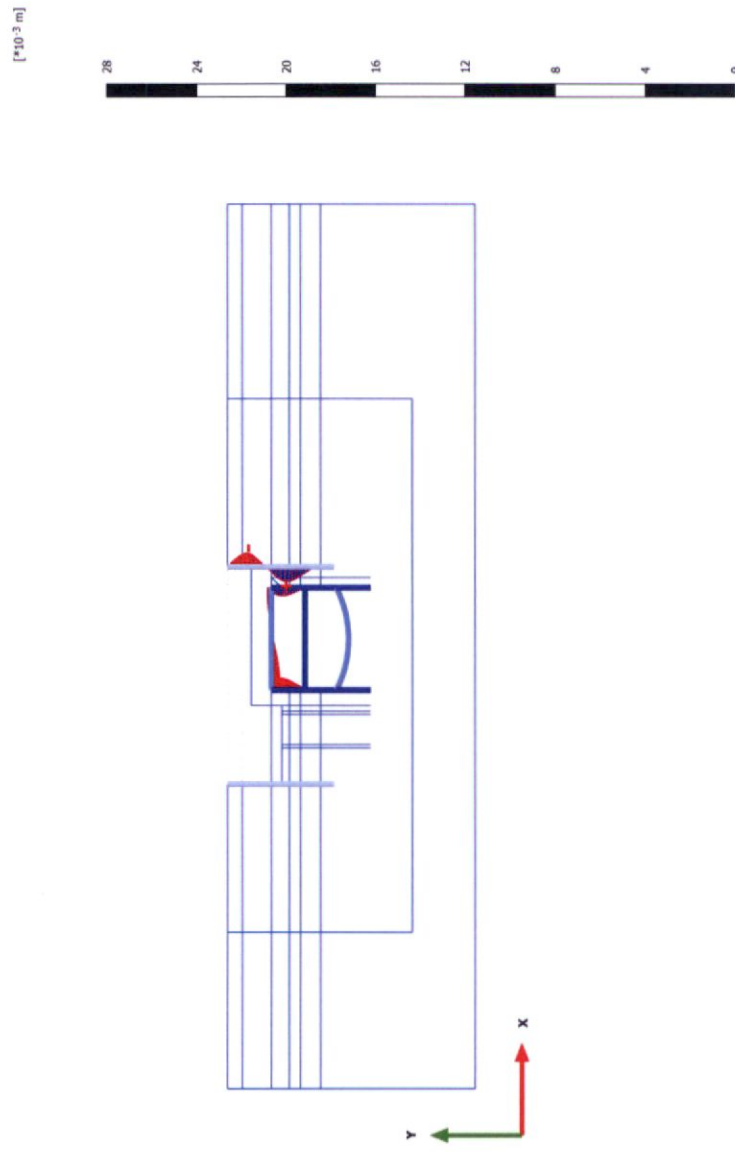


### 3.1.1.1.2.10 Calculation results, Plate, Phase\_12 [Phase\_12] (12/82), Total displacements $u_x$



**Total displacements  $u_x$  (scaled up 100 times)**  
Maximum value = 0.04856 m (Element 21 at Node 1275)  
Minimum value = -0.06275 m (Element 22 at Node 8725)

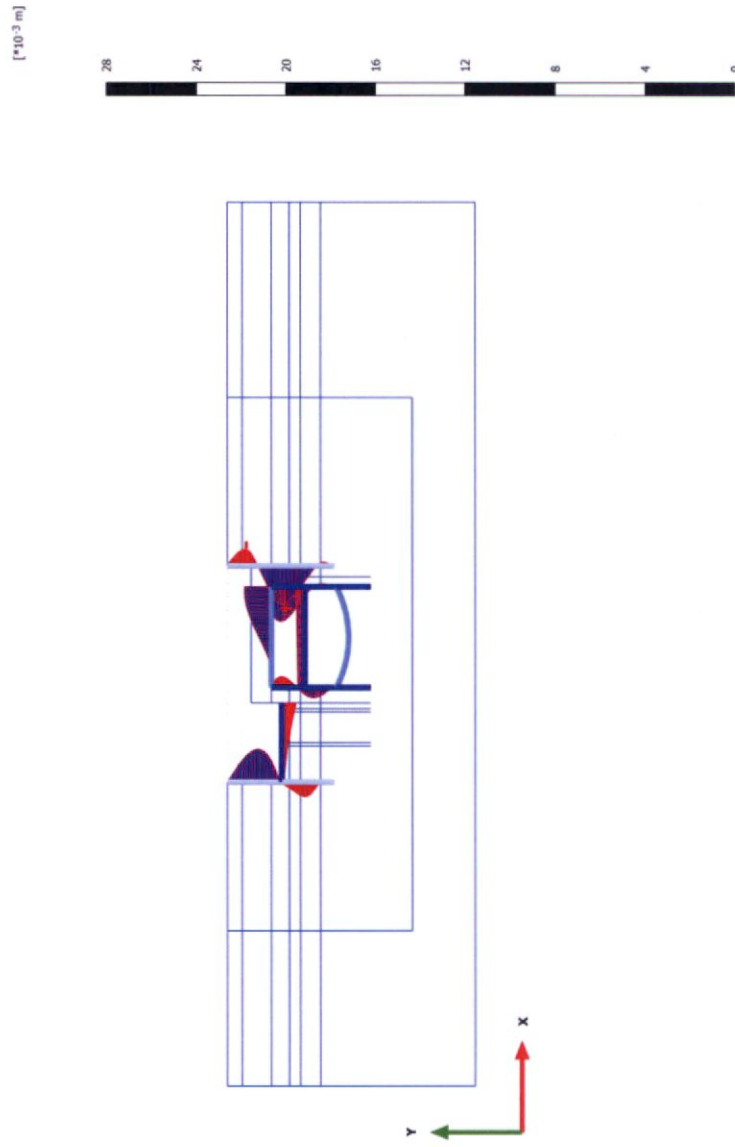
### 3.1.1.1.2.12 Calculation results, Plate, Phase\_14 [Phase\_14] (14/92), Total displacements $u_x$



**Total displacements  $u_x$  (scaled up  $5.00 \cdot 10^3$  times)**  
Maximum value =  $0.6576 \cdot 10^{-3}$  m (Element 34 at Node 8743)  
Minimum value =  $-0.6450 \cdot 10^{-3}$  m (Element 19 at Node 8847)



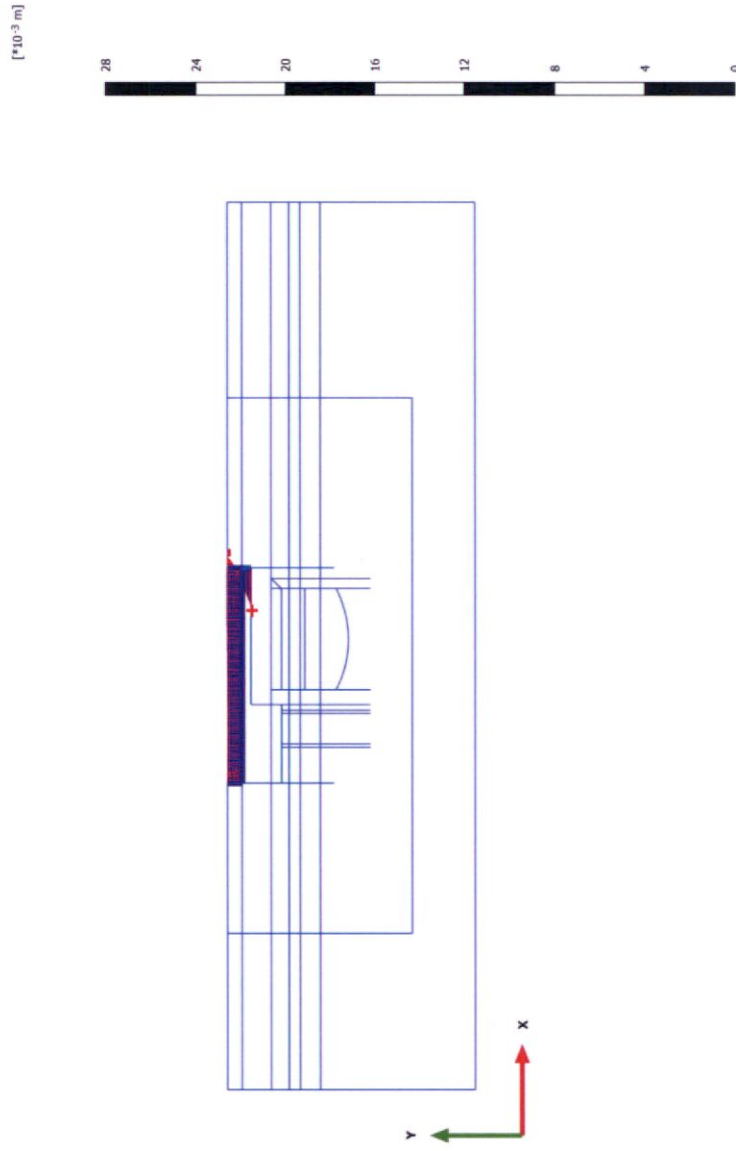
### 3.1.1.1.2.14 Calculation results, Plate, Phase\_17 [Phase\_17] (17/169), Total displacements $u_x$



**Total displacements  $u_x$  (scaled up 5.00\*10<sup>3</sup> times)**  
Maximum value = 1.720\*10<sup>-3</sup> m (Element 34 at Node 8743)  
Minimum value = -0.7647\*10<sup>-3</sup> m (Element 19 at Node 8846)

### 3.1.1.1.2.16 Calculation results, Plate, Phase\_1 [Phase\_1] (1/224), Total displacements

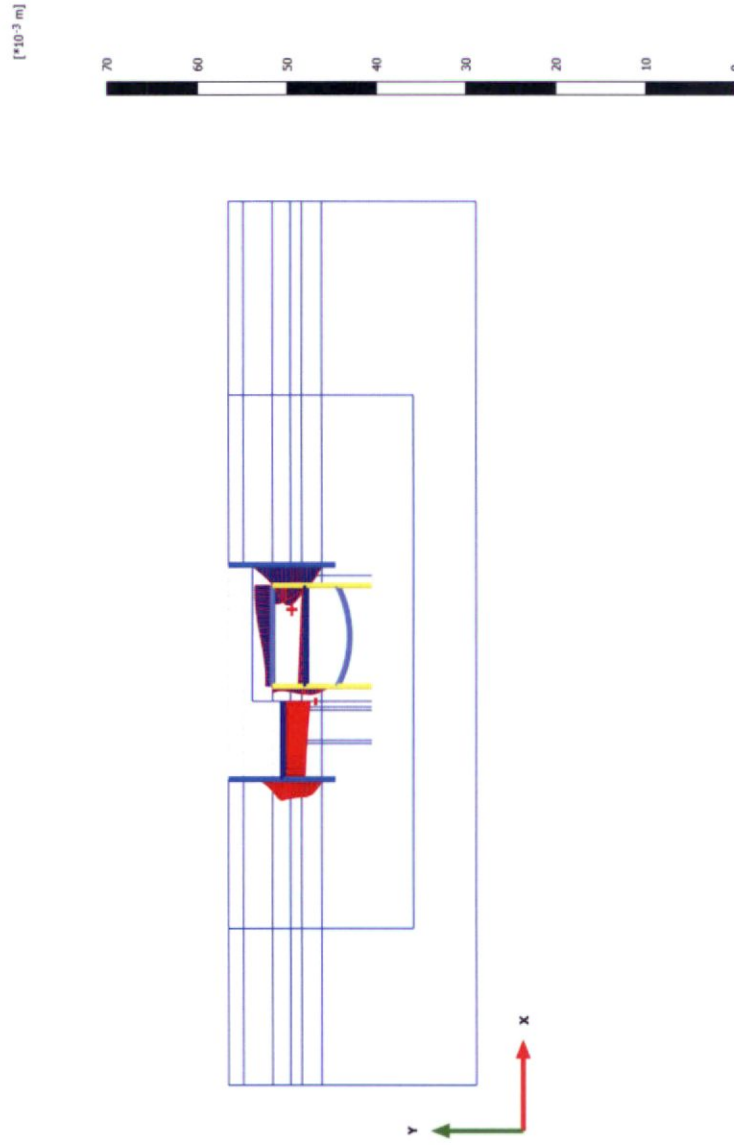
$u_x$



**Total displacements  $u_x$  (scaled up  $5.00 \cdot 10^3$  times)**  
Maximum value =  $1.711 \cdot 10^{-3}$  m (Element 19 at Node 8849)  
Minimum value =  $-0.4873 \cdot 10^{-3}$  m (Element 2 at Node 8865)

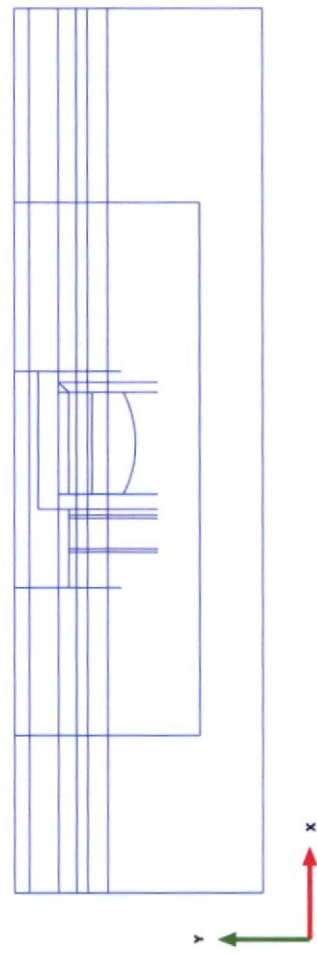


### 3.1.1.1.2.18 Calculation results, Plate, Phase\_18 (18/260), Total displacements $u_x$



**Total displacements  $u_x$  (scaled up 2.00\*10<sup>3</sup> times) (Time 0.6783 day)**  
Maximum value = 4.558\*10<sup>-3</sup> m (Element 34 at Node 8880)  
Minimum value = -2.975\*10<sup>-3</sup> m (Element 48 at Node 1543)

### 3.1.1.1.3.1 Calculation results, Plate, Initial phase [InitialPhase] (0/0), Total displacements $u_y$

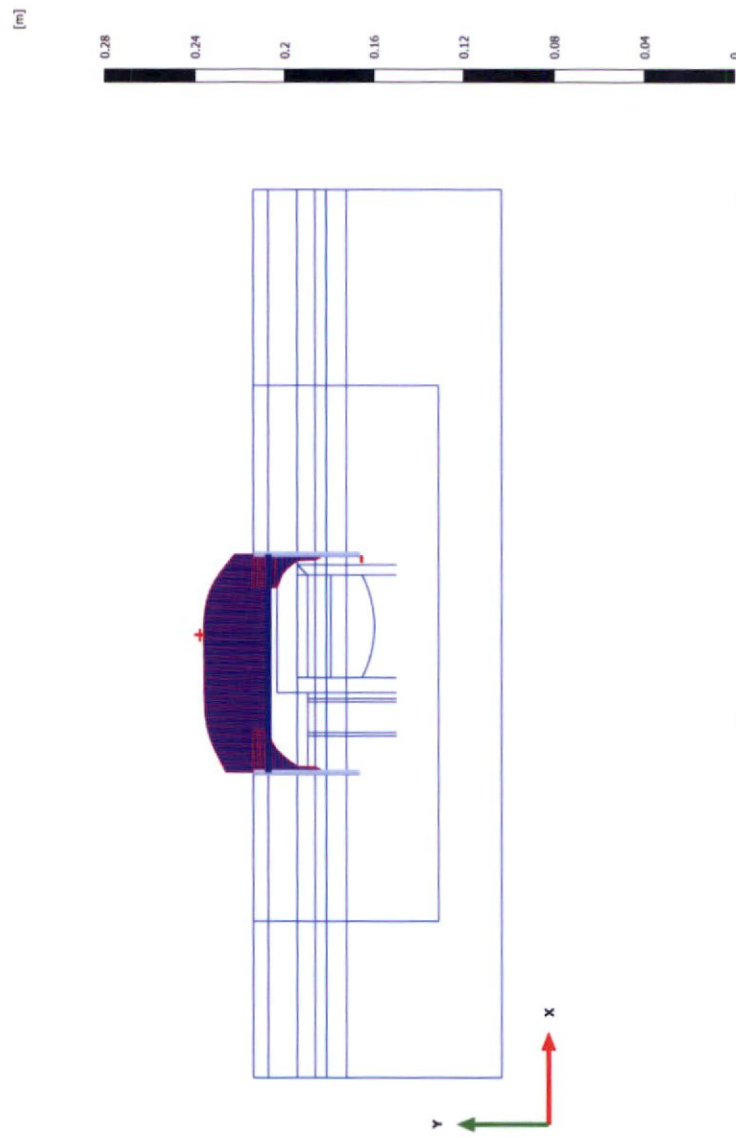


**Total displacements  $u_y$  (at true scale)**  
No results



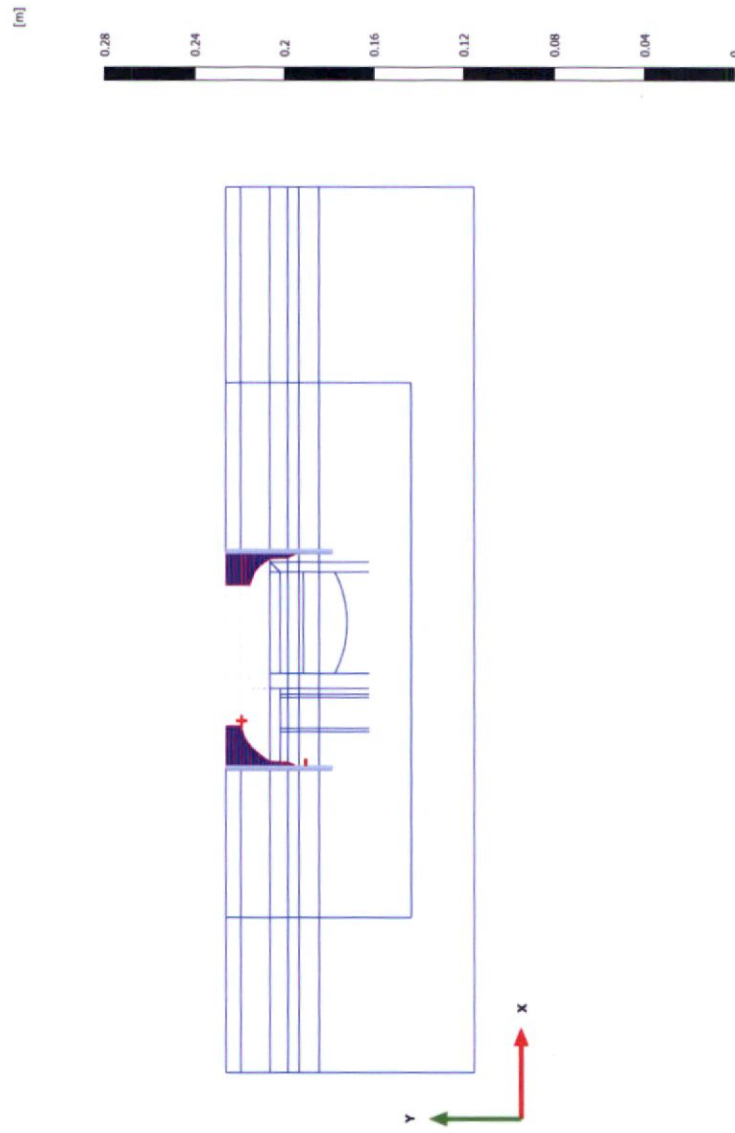
### 3.1.1.1.3.3 Calculation results, Plate, Phase\_4 [Phase\_4] (4/14), Total displacements

$u_y$



### 3.1.1.1.3.5 Calculation results, Plate, Phase\_6 [6/37], Total displacements

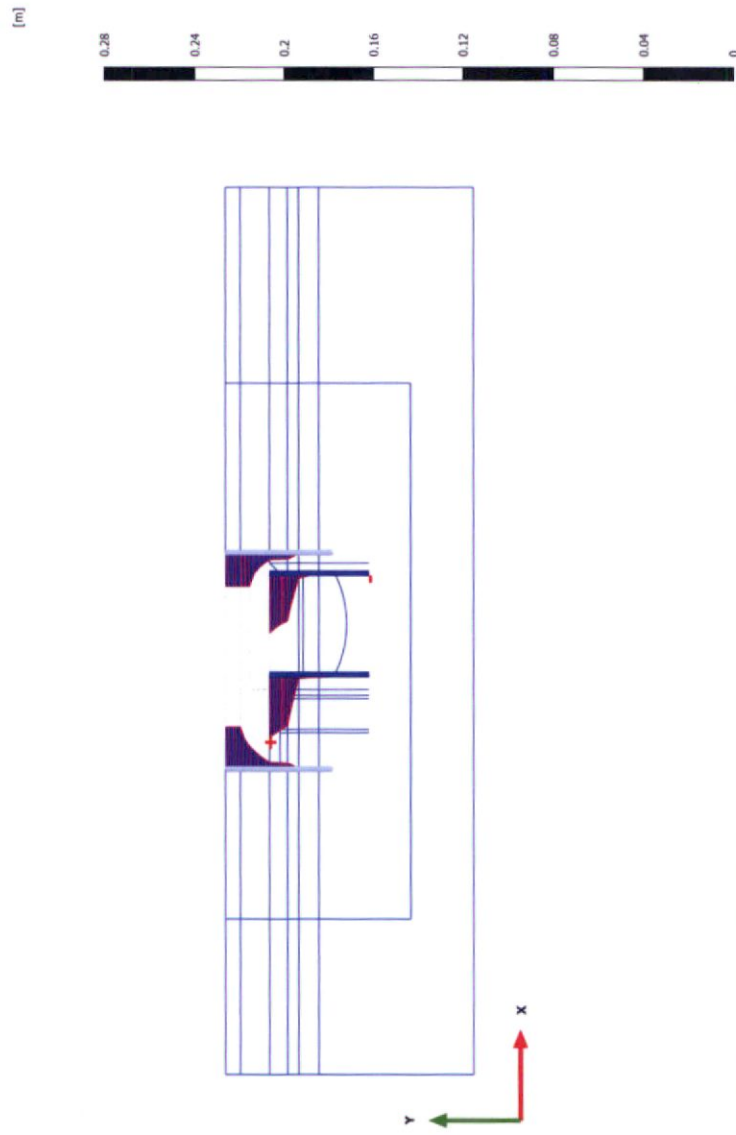
$u_y$



**Total displacements  $u_y$  (scaled up 500 times)**  
Maximum value = 0.01910 m (Element 1 at Node 1049)  
Minimum value = 0.5775\*10<sup>-3</sup> m (Element 75 at Node 3634)

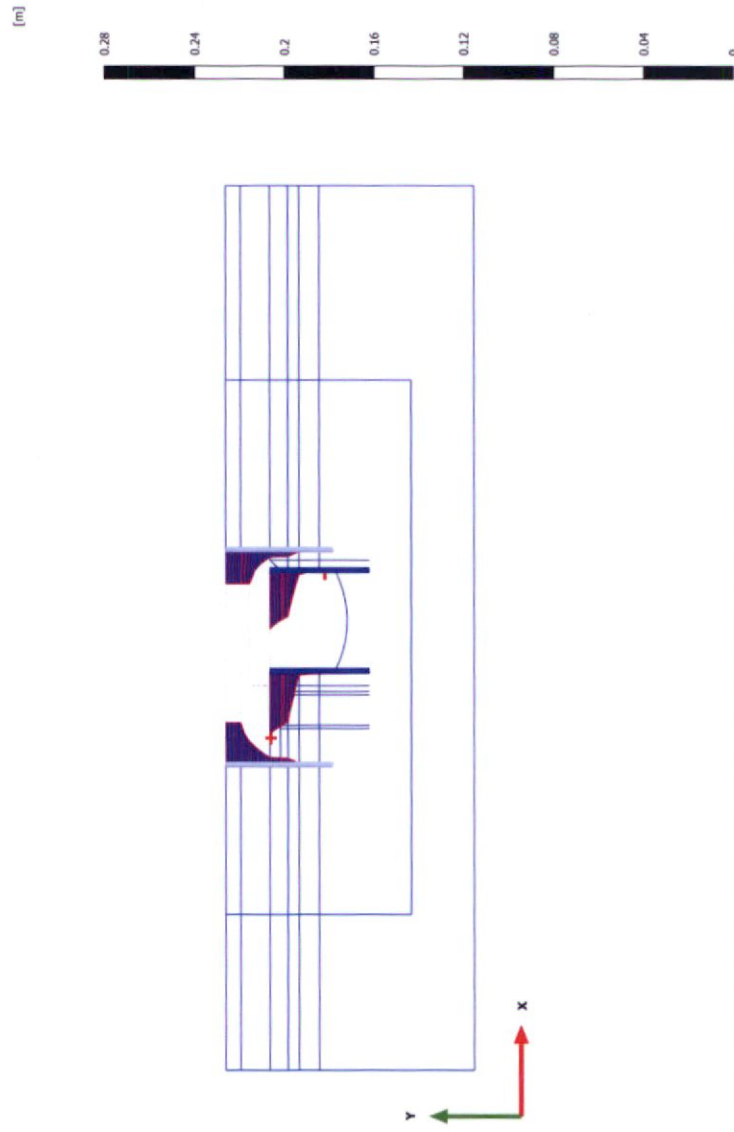


### 3.1.1.1.3.7 Calculation results, Plate, Phase\_8 [8/50], Total displacements $u_y$



**Total displacements  $u_y$  (scaled up 500 times)**  
Maximum value = 0.02833 m (Element 31 at Node 1717)  
Minimum value =  $0.5991 \times 10^{-3}$  m (Element 101 at Node 9489)

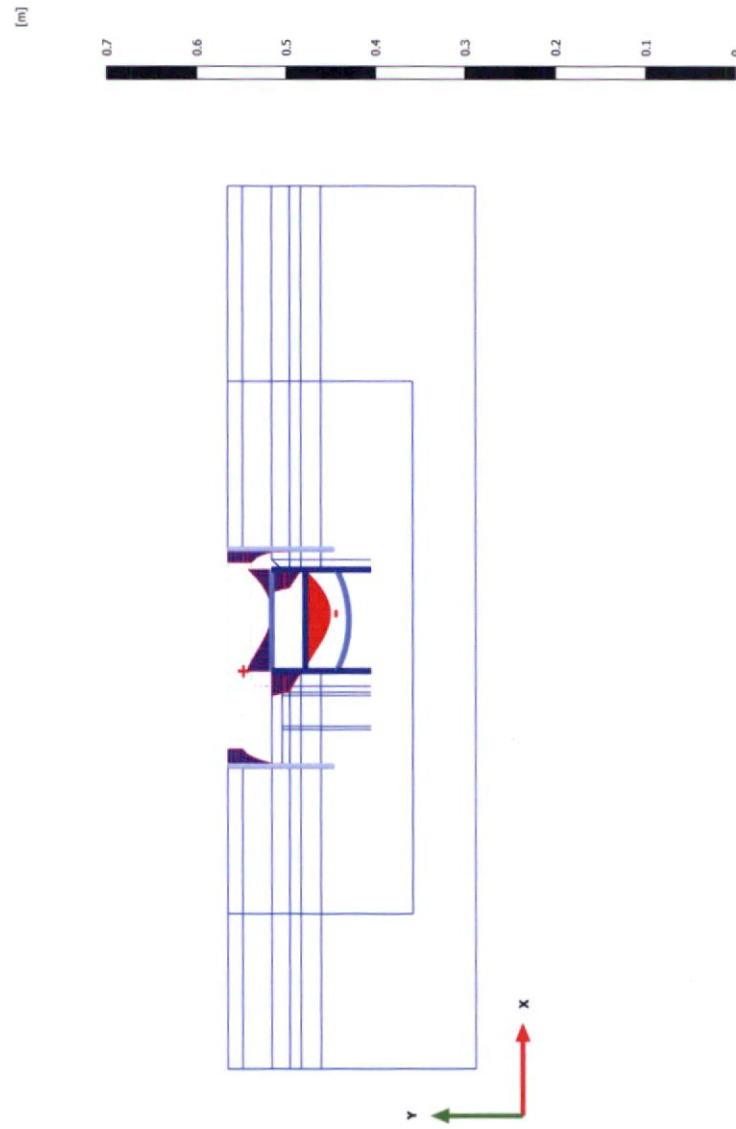
### 3.1.1.1.3.9 Calculation results, Plate, Phase\_10 [10/71], Total displacements $u_y$



**Total displacements  $u_y$  (scaled up 500 times)**  
Maximum value = 0.02835 m (Element 31 at Node 1717)  
Minimum value =  $0.5707 \times 10^{-3}$  m (Element 84 at Node 8182)

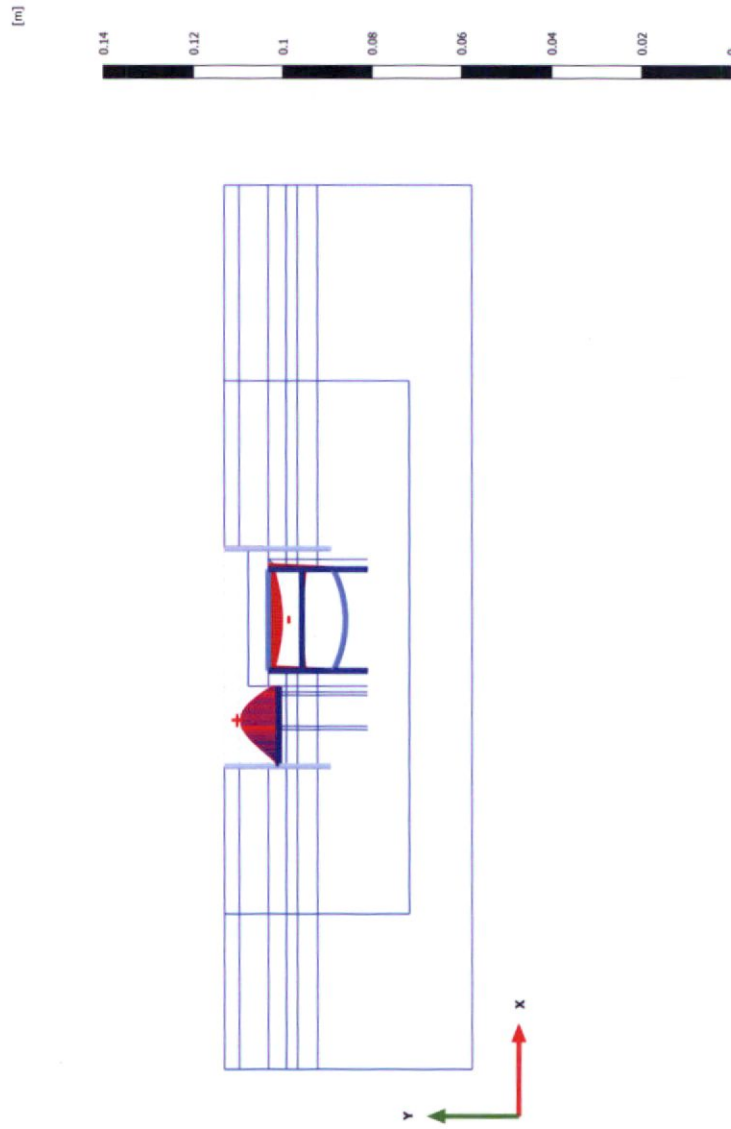


### 3.1.1.1.3.11 Calculation results, Plate, Phase\_13 [Phase\_13] (13/84), Total displacements $u_y$



**Total displacements  $u_y$  (scaled up 200 times)**  
Maximum value = 0.02775 m (Element 23 at Node 1717)  
Minimum value = -0.02784 m (Element 66 at Node 5167)

### 3.1.1.1.3.13 Calculation results, Plate, Phase\_15 [Phase\_15] (15/165), Total displacements $u_y$



**Total displacements  $u_y$  (scaled up  $1.00*10^3$  times)**

Maximum value =  $8.627*10^{-3}$  m (Element 42 at Node 16)

Minimum value =  $-3.123*10^{-3}$  m (Element 26 at Node 3984)