

PROJECT

**TARBERT OCGT
POWER PLANT**

CLIENT

**SSE GENERATION
IRELAND LTD**

CONSULTANT

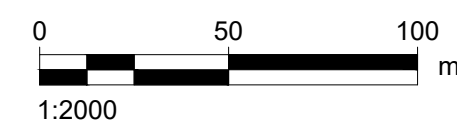
AECOM
2ND FLOOR, 177 BOTHWELL STREET
GLASGOW G2 7ER
+44 (0) 141 202 0500
www.AECOM.com

- LEGEND**
- PROPOSED DEVELOPMENT SITE
 - FLOOD DEFENCE

- KEY**
- 1 SITE ENTRANCE
 - 2 DEMINERALISED WATER PLANT
 - 3 DEMINERALISED WATER TANK
 - 4 RAW WATER & FIRE WATER STORAGE TANK
 - 5 FIRE WATER MODULE
 - 6 DAY STORAGE FUEL TANK
 - 7 FUEL POLISHING & TRANSFER SYSTEM
 - 8 BULK FUEL STORAGE TANK
 - 9 AQUEOUS AMMONIA TANK
 - 10 CONTAINMENT BUND
 - 11 PROPANE TANK
 - 12 ADMINISTRATION BUILDING & WORKSHOP
 - 13 STORE
 - 14 EMERGENCY GENERATOR
 - 15 PARKING
 - 16 OCGT UNITS
 - 17 LUBE OIL FIN FAN COOLERS
 - 18 GENERATOR FIN FAN COOLERS
 - 19 FUEL UNLOADING AREA
 - 20 MARKED AMMONIA / CHEMICAL UNLOADING AREA
 - 21 POWER CONTROL MODULE
 - 22 TRANSFORMERS

NOTES

1. TO BE PRINTED AT A1
2. REFER TO 1:1000 AND 1:500 LAYOUT PLANS FOR DETAIL



DRAWN BY

CONOR COONEY

ISSUE/REVISION

I/R	DATE	DESCRIPTION
B	22/11/2023	FOR PLANNING
A	05/10/2023	FOR COMMENT

PROJECT NUMBER

60695232

SHEET TITLE

Site Key Overlay Plan
1:2000
Sheet 1 of 3

SHEET NUMBER

60695232-TBT-DR-007

This drawing has been prepared for the use of AECOM's client. It may not be used, modified, reproduced or relied upon by third parties, except as agreed by AECOM or as required by law. AECOM accepts no responsibility, and denies any liability, whatsoever, to any party that uses or relies on this drawing without AECOM's express written consent. Do not scale this document. All measurements must be obtained from the stated dimensions.

**NOT FOR CONSTRUCTION
FOR INFORMATION ONLY**



PROJECT

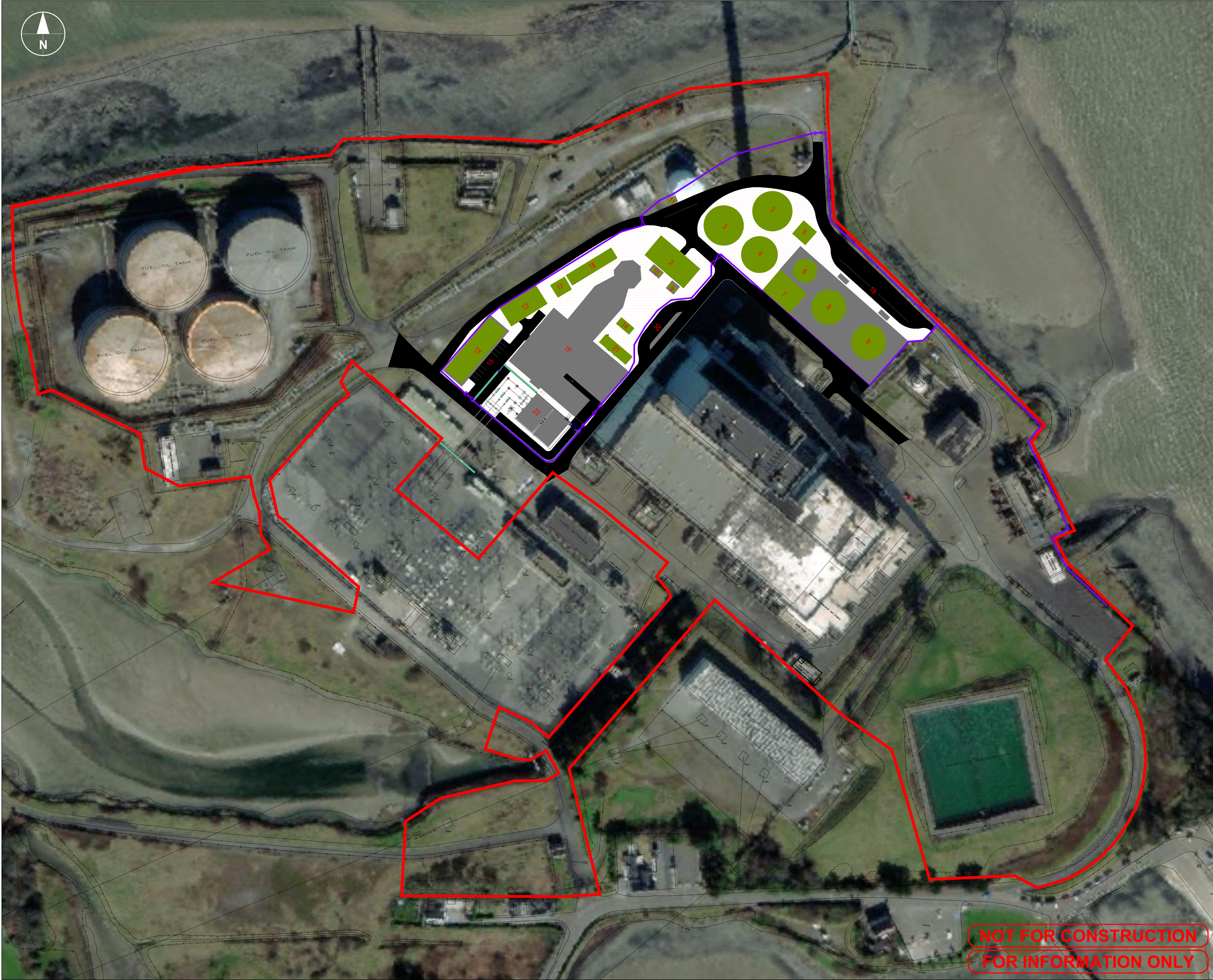
**TARBERT OCGT
POWER PLANT**

CLIENT

**SSE GENERATION
IRELAND LTD**

CONSULTANT

AECOM
2ND FLOOR, 177 BOTHWELL STREET
GLASGOW G2 7ER
+44 (0) 141 202 0500
www.AECOM.com



LEGEND

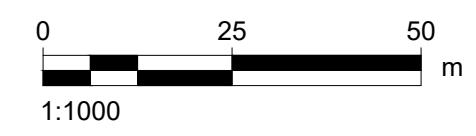
— PROPOSED DEVELOPMENT SITE

— FLOOD DEFENCE

KEY

- 1 SITE ENTRANCE
- 2 DEMINERALISED WATER PLANT
- 3 DEMINERALISED WATER TANK
- 4 RAW WATER & FIRE WATER STORAGE TANK
- 5 FIRE WATER MODULE
- 6 DAY STORAGE FUEL TANK
- 7 FUEL POLISHING & TRANSFER SYSTEM
- 8 BULK FUEL STORAGE TANK
- 9 AQUEOUS AMMONIA TANK
- 10 CONTAINMENT BUND
- 11 PROPANE TANK
- 12 ADMINISTRATION BUILDING & WORKSHOP
- 13 STORE
- 14 EMERGENCY GENERATOR
- 15 PARKING
- 16 OCGT UNITS
- 17 LUBE OIL FIN FAN COOLERS
- 18 GENERATOR FIN FAN COOLERS
- 19 FUEL UNLOADING AREA
- 20 MARKED AMMONIA / CHEMICAL UNLOADING AREA
- 21 POWER CONTROL MODULE
- 22 TRANSFORMERS

- NOTES**
1. TO BE PRINTED AT A1
 2. REFER TO 1:500 LAYOUT PLAN FOR DETAIL



DRAWN BY
CONOR COONEY

ISSUE/REVISION

NO	DATE	DESCRIPTION
B	22/11/2023	FOR PLANNING
A	05/10/2023	FOR COMMENT
I/R		

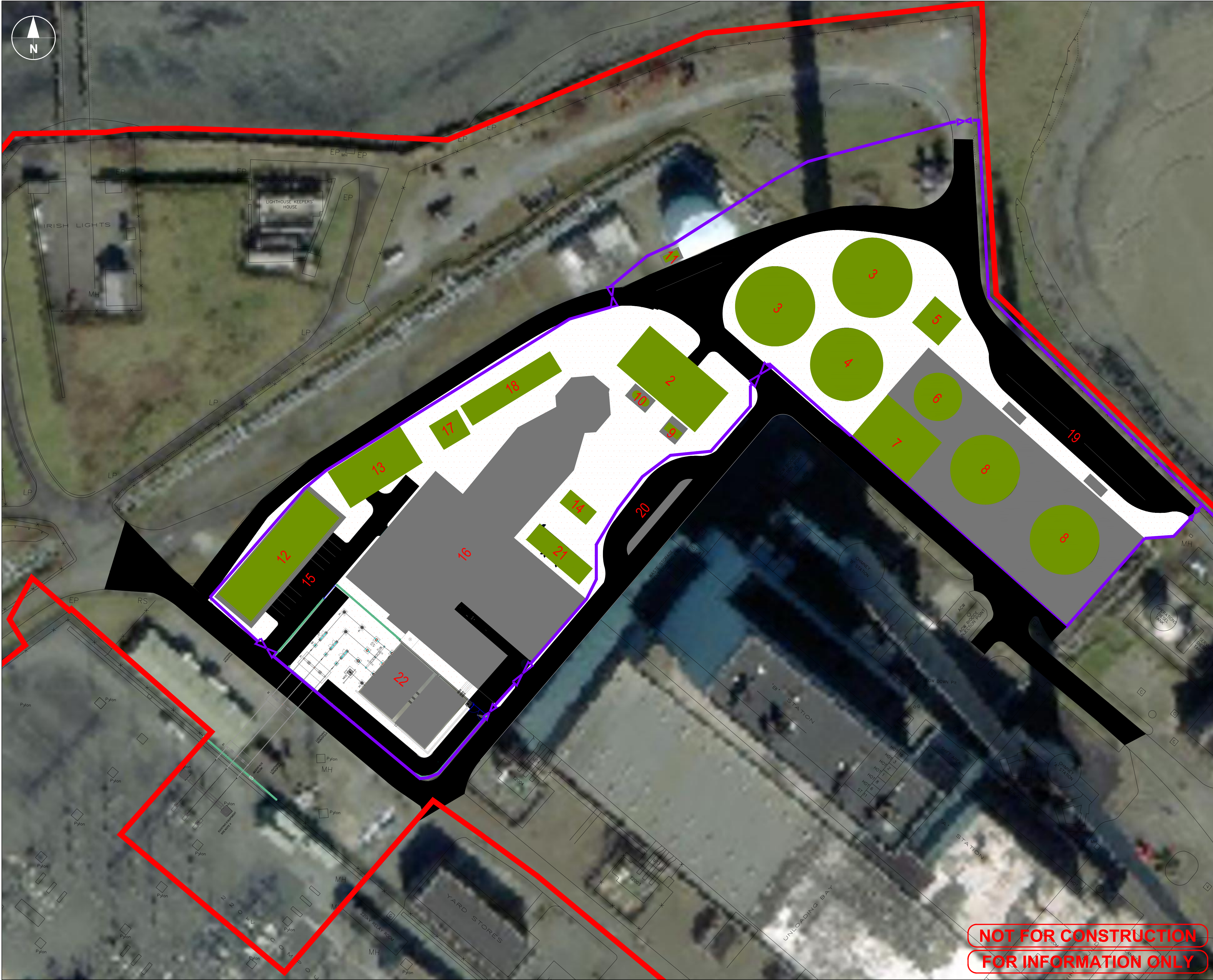
PROJECT NUMBER
60695232

SHEET TITLE
Site Key Overlay Plan
1:1000
Sheet 2 of 3

SHEET NUMBER
60695232-TBT-DR-007

**NOT FOR CONSTRUCTION
FOR INFORMATION ONLY**

This drawing has been prepared for the use of AECOM's client. It may not be used, modified, reproduced or relied upon by third parties, except as agreed by AECOM or as required by law. AECOM accepts no responsibility, and denies any liability whatsoever, to any party that uses or relies on this drawing without AECOM's express written consent. Do not scale this document. All measurements must be obtained from the stated dimensions.



LEGEND

PROPOSED DEVELOPMENT SITE

FLOOD DEFENCE

KEY

- 1 SITE ENTRANCE
- 2 DEMINERALISED WATER PLANT
- 3 DEMINERALISED WATER TANK
- 4 RAW WATER & FIRE WATER STORAGE TANK
- 5 FIRE WATER MODULE
- 6 DAY STORAGE FUEL TANK
- 7 FUEL POLISHING & TRANSFER SYSTEM
- 8 BULK FUEL STORAGE TANK
- 9 AQUEOUS AMMONIA TANK
- 10 CONTAINMENT BUND
- 11 PROPANE TANK
- 12 ADMINISTRATION BUILDING & WORKSHOP
- 13 STORE
- 14 EMERGENCY GENERATOR
- 15 PARKING
- 16 OCGT UNITS
- 17 LUBE OIL FIN FAN COOLERS
- 18 GENERATOR FIN FAN COOLERS
- 19 FUEL UNLOADING AREA
- 20 MARKED AMMONIA / CHEMICAL UNLOADING AREA
- 21 POWER CONTROL MODULE
- 22 TRANSFORMERS

NOTES

1. TO BE PRINTED AT A1

0 12.5 25
 1:500 m

DRAWN BY
 CONOR COONEY

ISSUE/REVISION

NO	DATE	DESCRIPTION
B	22/11/2023	FOR PLANNING
A	05/10/2023	FOR COMMENT
I/R		

PROJECT NUMBER
 60695232

SHEET TITLE
 Site Key Overlay Plan
 1:500
 Sheet 3 of 3

SHEET NUMBER
 60695232-TBT-DR-007

**NOT FOR CONSTRUCTION
 FOR INFORMATION ONLY**

This drawing has been prepared for the use of AECOM's client. It may not be used, modified, reproduced or relied upon by third parties, except as agreed by AECOM or as required by law. AECOM accepts no responsibility, and denies any liability, whatsoever, to any party that uses or relies on this drawing without AECOM's express written consent. Do not scale this document. All measurements must be obtained from the stated dimensions.