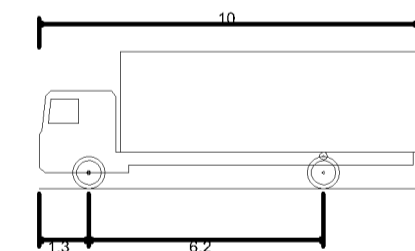
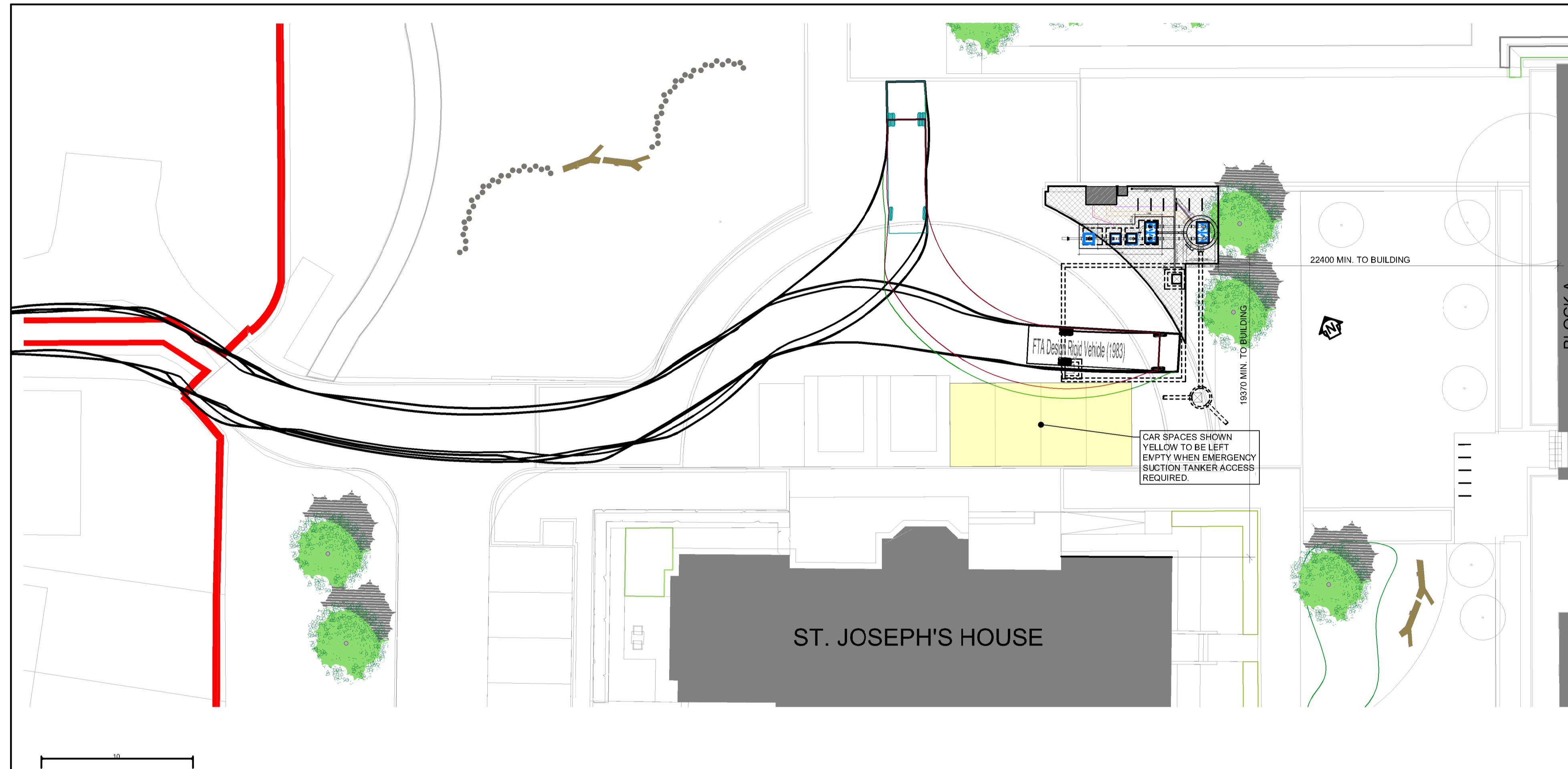


NOTES

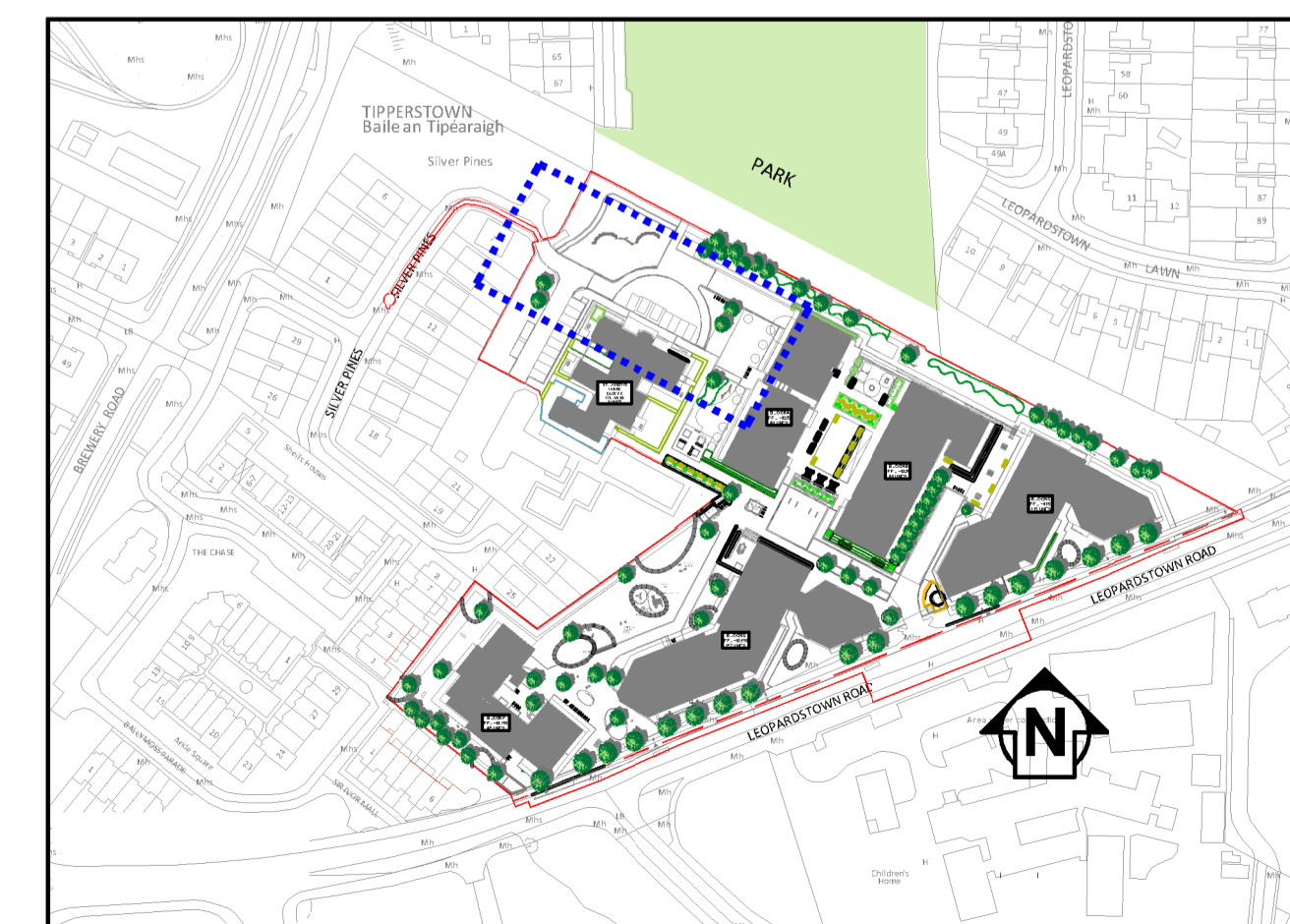
1. THIS DRAWING IS TO BE READ IN CONJUNCTION WITH ALL ENGINEERS & ARCHITECT'S DRAWINGS FIGURED DIMENSIONS ONLY (NOT SCALING) TO BE USED. WHERE A CONFLICT OF INFORMATION EXISTS OR IF IN ANY DOUBT - 'ASK'.
2. CONSULTANTS TO BE INFORMED IMMEDIATELY OF ANY DISCREPANCIES BEFORE WORK PROCEEDS.



FTA Design Rigid Vehicle (1983)
 Overall Length 10.000m
 Overall Width 2.500m
 Overall Body Height 3.532m
 Min Body Ground Clearance 0.427m
 Track Width 2.500m
 Lock to lock time 4.00s
 Kerb to Kerb Turning Radius 12.000m
EQUIVALENT VEHICLE

SUCTION TANKER VEHICLE TRACKING STUDY & PUMPING STATION BUILDING CLEARANCE DIMENSIONS

SCALE @ A1: 1:200
 SCALE @ A3: 1:400



KEY PLAN

SCALE @ A1: 1:2500
 SCALE @ A3: 1:5000

PL3	20.09.21	ISSUED FOR PLANNING	WK	JPC
ISSUE	DATE	DESCRIPTION	DRN	P.E.
			ORIG	P.D.

DRAWING STAGE: **PLANNING**

BM Dublin Office: Sandwith House, 52-54 Lower Sandwith Street, Dublin 2, Ireland. Tel: (01) 677 3200 Fax: (01) 677 3164
 London Office: 12 Mill Street, London SE1 2AY, United Kingdom. Tel: (0044) 084 5413 2722
BARRETT MAHONY Consulting Engineers, Civ. Structural, Project Management. E-mail: bma@bma.ie Web: www.bma.ie



CLIENT: **HOMELAND SILVERPINES LTD.**

PROJECT TITLE: **SHD AT ST. JOSEPH'S HOUSE AND ADJOINING PROPERTIES** BM PROJECT No: **19.236**

MODEL REFERENCE: MODEL REV: SUITABILITY:

DRAWING TITLE: **SUCTION TANKER VEHICLE TRACKING STUDY**

DRAWING No: **BPR-BMD-00-ZZ-DR-C-1209C** ISSUE: **PL3**