

MicroStation v0.11.0.36
06/04/2021 01:59 PM Full Size 1=1



MATCHLINE - FOR CONTINUATION SEE S3302C

MATCHLINE - FOR CONTINUATION SEE S3304C

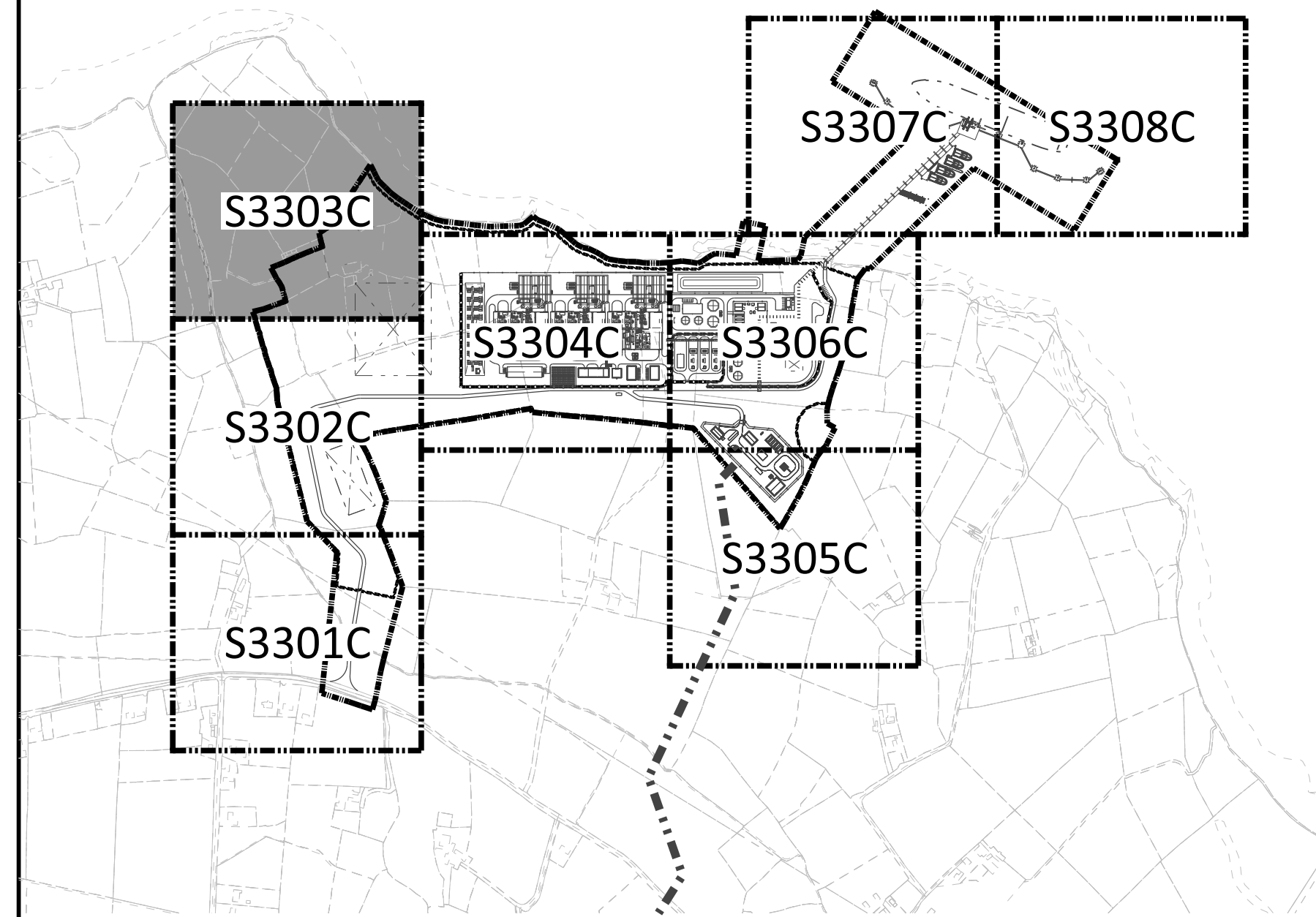
NOTES

- FOR GENERAL NOTES SEE DRAWING 1STF-S3000.

LEGEND

	PROJECT (REDLINE) BOUNDARY
	SECURITY FENCE
	2.9 M HIGH CHAIN LINK SECURITY FENCE WITH BARBED WIRE
	4.0 M HIGH PALISADE AND ELECTRIC WIRE FENCE
	NEW CONTOUR
	EXISTING CONTOUR
	GRADE SURFACE FLOW INDICATOR
	NEW CULVERT
	PROPOSED STORMWATER PIPE AND CATCH BASIN
	HYDRANT
	FIRE WATER PIPING
	POTABLE WATER PIPING
	SANITARY PIPING
	PETROLEUM INTERCEPTOR
	PROPOSED SWALE
	ELEVATED FIREWATER MONITOR

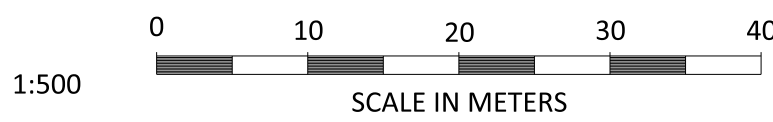
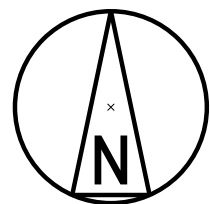
KEY PLAN



**NOT TO BE USED
FOR CONSTRUCTION**

THE DISTRIBUTION AND USE OF THE NATIVE FORMAT CAD
FILE OF THIS DRAWING IS UNCONTROLLED. THE USER
SHALL VERIFY TRACEABILITY OF THIS DRAWING TO THE
LATEST CONTROLLED VERSION.

NO	DATE	REVISIONS AND RECORD OF ISSUE	DRN	DES	CHK	PDE	APP
1	18/JUN/2021	ISSUED FOR PLANNING	TAH	JDA	DAC		
0	30/APR/2021	ISSUED FOR PLANNING	BJR	JDA	DAC		



BLACK & VEATCH CORP HEADQUARTERS:
11401 LAMAR AVENUE, OVERLAND PARK,
KANSAS, USA



DESIGNER	DRAWN
JDA	BJR
CHECKED	DATE

SHANNON LNG LIMITED
SHANNON TECHNOLOGY AND ENERGY PARK
FIRE WATER LAYOUT - SITE
PLAN - AREA 3

PROJECT	DRAWING NUMBER
198291-1STU-S3303C	
CODE	AREA

REV

1