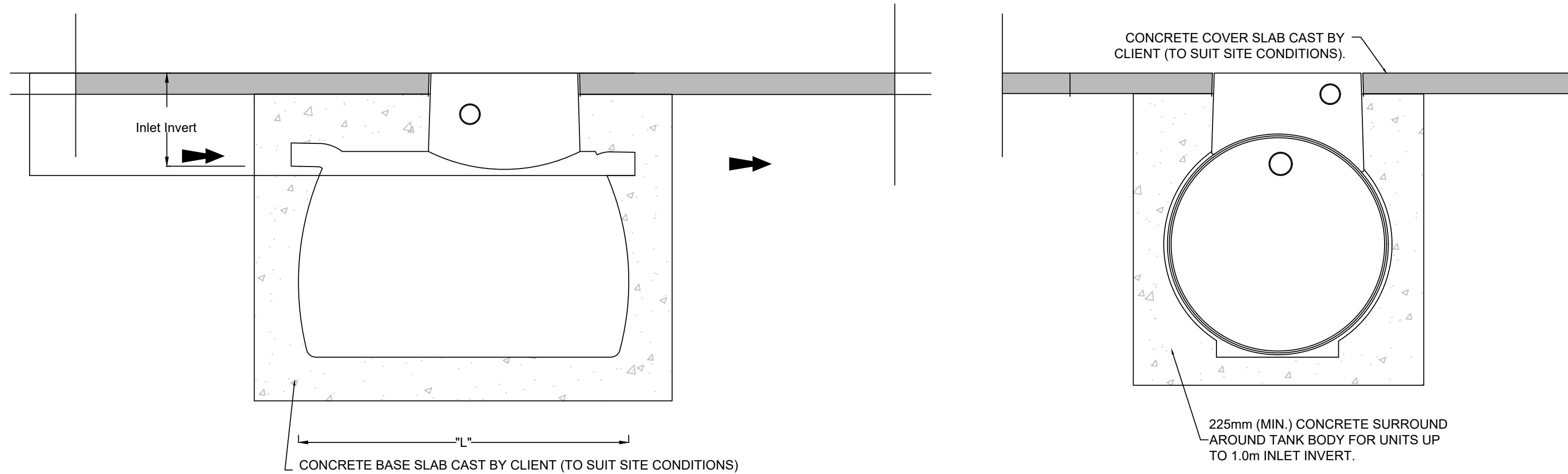


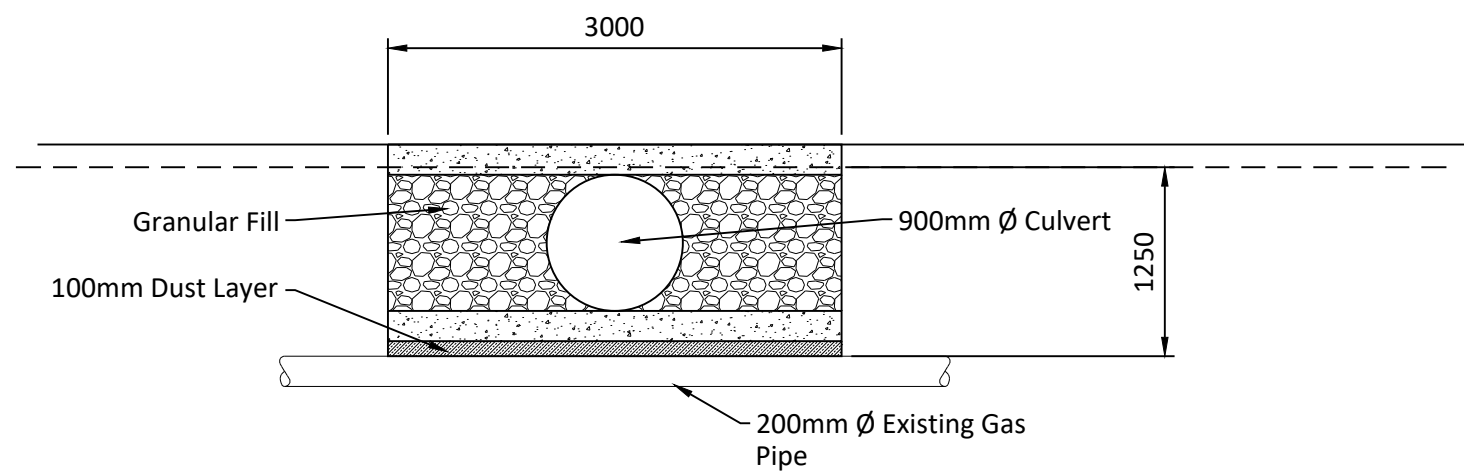
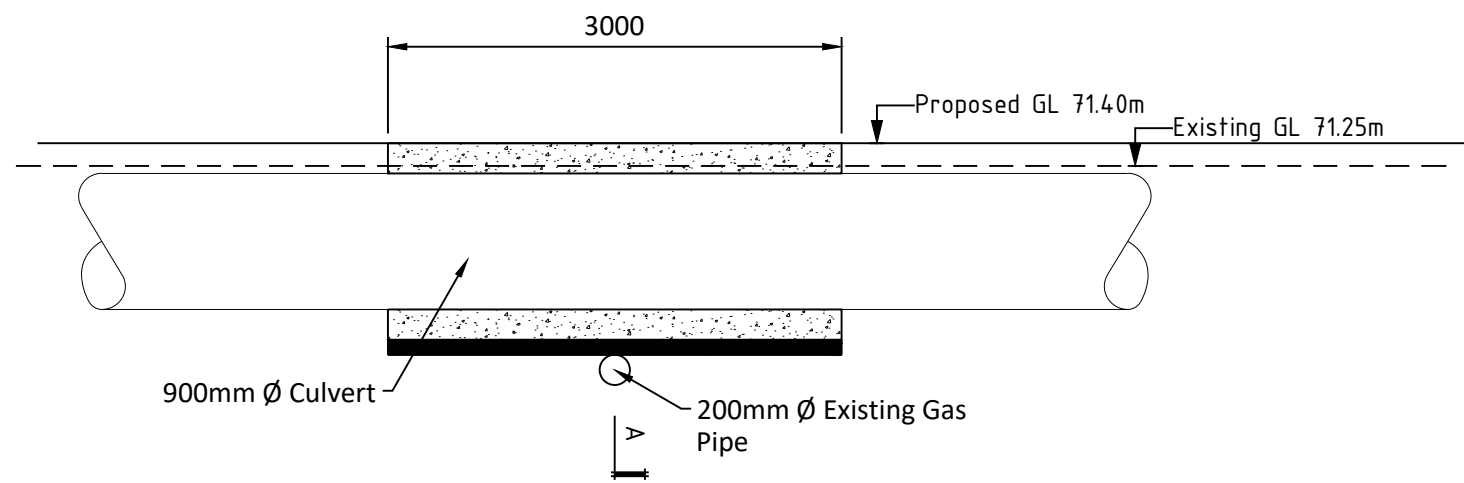
Product Code	Flow (l/s)	Drainage Area (m2)	Silt Capacity (ltrs)	Oil Capacity (ltrs)	Length (mm)	Diameter (mm)	Manhole Cover Dimensions (mm)	Base to Inlet Invert (mm)	Base to Outlet Invert (mm)	Min. Inlet Invert (mm)	Std Pipework Diameter (mm)
NSFP003	3	170	300	30	1700	1350	600	1410	1335	550	160
NSFP006	6	335	600	60	1700	1350	600	1410	1335	550	160
NSFA010	10	555	1000	100	2610	1225	600	1050	1000	500	200

Note:
Petrol Interceptor To Be Installed In Accordance With Manufacturer's Instructions.
Assume Water Level to be at Ground Level.

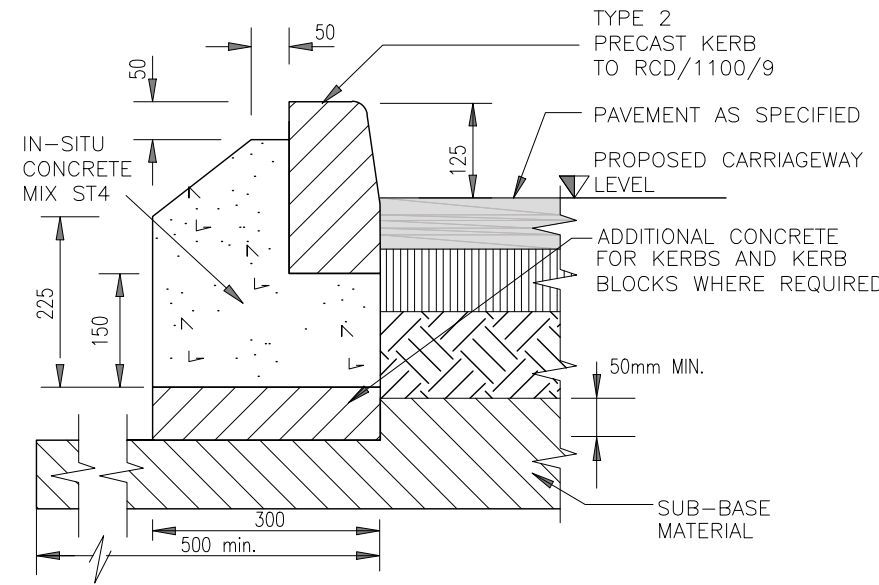


TYPICAL PETROL INTERCEPTOR DETAIL
Scale 1:20

- NOTES
1. INLET/OUTLET PIPES ARE PLAIN PIPE Ø200mm PVCu. THE STANDARD EN858 STATES MINIMUM CONNECTION SIZES. UNITS ORDERED WITH DIFFERENT SIZED CONNECTIONS ARE NOT FULLY COMPLIANT WITH THE STANDARD.
 2. PLEASE NOTE A CLASS 1 SEPARATOR INCLUDES A COALESCER, CLASS 2 SEPARATORS DO NOT.
 3. EXTENSION NECKS FOR DEEPER INVERTS CAN BE PROVIDED IN 0.5m INCREMENTS FOR ON SITE ASSEMBLY. THE FIRST 0.5m IS A PUSH-FIT SPIGOT. THE NEXT 0.5m IS FLANGED AND SUPPLIED WITH A MASTIC KIT AND NUTS AND BOLTS. MAX 2.0m INVERT RECOMMENDED.
 4. ALL UNITS REQUIRE APPROPRIATE COVER & FRAME TO SUIT APPLIED LOADINGS.
 5. THIS DRAWING SHOULD BE USED FOR DIMENSIONAL INFORMATION ONLY. IT IS ESSENTIAL THAT THIS DRAWING IS READ IN CONJUNCTION WITH INSTALLATION GUIDELINES SUPPLIED WITH UNIT. (COPIES ARE AVAILABLE FROM OUR SALES DEPARTMENT).
 6. REDUCERS ARE AVAILABLE AT EXTRA COST TO SUIT ALTERNATE PIPEWORK REQUIREMENTS.
 7. THIS DRAWING IS ALSO AVAILABLE ON OUR WEBSITE www.klargester.com



CULVERT - GAS PIPE CROSSING DETAIL
Scale 1:50



PRECAST KERB DETAIL
Scale 1:10

If Applicable : Ordnance Survey Ireland Licence No. EN 0001220 © Ordnance Survey Ireland and Government of Ireland

Rev.	Description	App By	Date
A	ISSUE FOR PLANNING	CC	07.06.22
B	ISSUE FOR PLANNING	CC	22.11.23

PROJECT	CLIENT		
SID APPLICATION, EIAR & IE LICENCE APPLICATION FOR THORNTONS CAPPAGH	THORNTONS RECYCLING		
SHEET	Date	Project number	Scale (@ A1-)
TYPICAL SITE DETAILS SHEET 2 OF 2	07.06.22	P21-150	1:20
	Drawn by	Drawing Number	Rev
	CS	P21-150-0700-0006	B
	Checked by		
	FC		